EVALUATION REPORT

FLORIDA BUILDING CODE, 9TH EDITION (2026)

Issued July 30, 2026

Manufacturer: AMRIZE BUILDING ENVELOPE LLC (ELEVATE)
26 Century Blvd
Nashville, TN 37214
(800) 428-4442
https://www.elevatecommercialbp.com

Manufacturing Plants: Tuscumbia, AL

Quality Assurance: UL LLC (QUA9625)

SCOPE

Category: Roofing
Subcategory: Single Ply Roof System
Code Edition: Florida Building Code, 9th Edition (2026) including High-Velocity Hurricane Zones (HVHZ)
Code Sections: 1504.3.1, 1504.6, 1504.7, 1507.2.4, 1507.10.2, 1507.11.2, 1507.12, 1515.1.1, 1515.1.4, 1515.2.4, 1523.1.1, 1523.6.2
Properties: Wind Resistance, Physical Properties, Impact Resistance

PRODUCT DESCRIPTION

Products	Specification	Description
Elevate UltraPly TPO XR 100	ASTM D 6878 TAS 110	45-mil thick thermoplastic polyolefin, heat-weldable, single-ply roof membrane with polyester weft-inserted reinforcement and 8 oz. non-woven polyester fabric backing
Elevate UltraPly TPO XR 115	ASTM D 6878 TAS 110	60-mil thick thermoplastic polyolefin, heat-weldable, single-ply roof membrane with polyester weft-inserted reinforcement and 8 oz. non-woven polyester fabric backing
Elevate UltraPly TPO XR 135	ASTM D 6878 TAS 110	80-mil thick thermoplastic polyolefin, heat-weldable, single ply roof membrane with polyester weft-inserted reinforcement and 8 oz. polyester fleece backing

This evaluation report is provided for State of Florida product approval under Rule 61G20-3. The manufacturer shall notify CREEK Technical Services, LLC of any product changes or quality assurance changes throughout the duration for which this report is valid. This evaluation report does not express nor imply warranty, installation, recommended use, or other product attributes that are not specifically addressed herein.

REFERENCES

Entity	Report No.	Standards
FM Approvals (TST1867)	3030227	FM 4470 (2022)
FM Approvals (TST1867)	3041949	FM 4470 (2022); FM 4474 (2020)
FM Approvals (TST1867)	3046870	FM 4470 (2022)
FM Approvals (TST1867)	3047398	FM 4474 (2020)
FM Approvals (TST1867)	3050535	FM 4470 (2022); FM 4474 (2020)
FM Approvals (TST1867)	3055491	FM 4470 (2022)
FM Approvals (TST1867)	3051380	FM 4470 (2022); FM 4474 (2020)
FM Approvals (TST1867)	3055590	FM 4470 (2022); FM 4474 (2020)
FM Approvals (TST1867)	3057217	FM 4470 (2022)
FM Approvals (TST1867)	3060274	FM 4470 (2022)
FM Approvals (TST1867)	3060621	FM 4470 (2022)
FM Approvals (TST1867)	3061218	FM 4470 (2022)
FM Approvals (TST1867)	797-07749-267	FM 4470 (2022)
FM Approvals (TST1867)	797-08937-267	FM 4470 (2022)
FM Approvals (TST1867)	RR205537	FM 4470 (2022)
Nemo| Etc LLC (TST6049)	4S-FBP-18001.09.18	ASTM D 6878 (2021)
Nemo| Etc LLC (TST6049)	4r-FBP-20-SSTHP-01.A	ASTM D 6878 (2021)
Nemo| Etc LLC (TST6049)	4q-FBP-22-SSMBB-01.A	ASTM D6163/D6163M (2021)
Nemo| Etc LLC (TST6049)	4q-FBP-22-SSMBB-01.B	ASTM D6164/D6164M (2021)
PRI Construction Materials Technologies (TST5878)	FBP-038-02-01	ASTM D6164/D6164M (2021)
PRI Construction Materials Technologies (TST5878)	FBP-038-02-02	ASTM D6164/D6164M (2021)
PRI Construction Materials Technologies (TST5878)	FBP-044-02-01.8	TAS 114(J) (2011);TAS 114(H) (1995); TAS 117(B) (1995)
PRI Construction Materials Technologies (TST5878)	FBP-047-02-03	FM 4474(D) (2020); TAS 114(J) (2011)
PRI Construction Materials Technologies (TST5878)	FBP-053-02-01	ASTM D6163/D6163M (2021)
PRI Construction Materials Technologies (TST5878)	FBP-054-02-03	FM 4474(B) (2020); TAS 114(D) (2011)
PRI Construction Materials Technologies (TST5878)	FBP-058-02-01	ASTM D4601/D4601M [2004(2020)]
PRI Construction Materials Technologies (TST5878)	FBP-059-02-01.6	ASTM D 1876 (2008); ASTM D 903 [1998(2010]; TAS 117(B) (1995); TAS 114(D) (2011); TAS 114(H) (1995)
PRI Construction Materials Technologies (TST5878)	FBP-067-02-01	FM 4474(D) (2020); TAS 114(J) (2011)
PRI Construction Materials Technologies (TST5878)	FBP-071-02-01	FM 4474(D) (2020); TAS 114(J) (2011)
PRI Construction Materials Technologies (TST5878)	FBP-073-02-01	FM 4474(B) (2020); TAS 114(D) (2011)
PRI Construction Materials Technologies (TST5878)	FBP-094-02-01	TAS 110 (2000)
PRI Construction Materials Technologies (TST5878)	FBP-101-02-01	FM 4474(D) (2020); TAS 114(J) (2011)
PRI Construction Materials Technologies (TST5878)	FBP-102-02-01	FM 4474(D) (2020); TAS 114(J) (2011)
PRI Construction Materials Technologies (TST5878)	FBP-104-02-01	FM 4474(D) (2020); TAS 114(J) (2011)
PRI Construction Materials Technologies (TST5878)	FBP-106-02-01	FM 4474(D) (2020); TAS 114(J) (2011)
PRI Construction Materials Technologies (TST5878)	FBP-109-02-01	FM 4474(D) (2020); TAS 114(J) (2011)
PRI Construction Materials Technologies (TST5878)	FBP-111-02-01	FM 4474(C) (2020)
PRI Construction Materials Technologies (TST5878)	FBP-112-02-01	FM 4474(C) (2020)
PRI Construction Materials Technologies (TST5878)	FBP-113-02-01	FM 4474(D) (2020); TAS 114(J) (2011)
PRI Construction Materials Technologies (TST5878)	FBP-114-02-01	FM 4474(D) (2020); TAS 114(J) (2011)
PRI Construction Materials Technologies (TST5878)	FBP-118-02-01	FM 4474(D) (2020); TAS 114(J) (2011)
PRI Construction Materials Technologies (TST5878)	FBP-123-02-01	FM 4474(D) (2020); TAS 114(J) (2011)
PRI Construction Materials Technologies (TST5878)	FBP-124-02-01	FM 4474(D) (2020); TAS 114(J) (2011)
PRI Construction Materials Technologies (TST5878)	FBP-126-02-01	ASTM D6163/D6163M (2021)
PRI Construction Materials Technologies (TST5878)	FBP-127-02-01	ASTM D6164/D6164M (2021)
PRI Construction Materials Technologies (TST5878)	FBP-130-02-01	FM 4474(B) (2020); TAS 114(D) (2011)
PRI Construction Materials Technologies (TST5878)	FBP-132-02-01	FM 4474(B) (2020); TAS 114(D) (2011)
PRI Construction Materials Technologies (TST5878)	FBP-133-02-01	FM 4474(D) (2020); TAS 114(J) (2011)
PRI Construction Materials Technologies (TST5878)	FBP-133-02-02	FM 4474(D) (2020); TAS 114(J) (2011)
PRI Construction Materials Technologies (TST5878)	FBP-140-02-01	FM 4474(D) (2020); TAS 114(J) (2011)
PRI Construction Materials Technologies (TST5878)	FBP-141-02-01	FM 4474(D) (2020); TAS 114(J) (2011)
PRI Construction Materials Technologies (TST5878)	FBP-142-02-01	FM 4474(D) (2020); TAS 114(J) (2011)
PRI Construction Materials Technologies (TST5878)	FBP-142-02-02	FM 4474(D) (2020); TAS 114(J) (2011)
PRI Construction Materials Technologies (TST5878)	FBP-145-02-01	ASTM D 6878 (2021); TAS 110 (2000)
PRI Construction Materials Technologies (TST5878)	FBP-152-02-01	FM 4474(D) (2020); TAS 114(J) (2011)
PRI Construction Materials Technologies (TST5878)	FBP-154-02-01	FM 4474(D) (2020); TAS 114(J) (2011)
PRI Construction Materials Technologies (TST5878)	FBP-157-02-01	FM 4474(C) (2020)
PRI Construction Materials Technologies (TST5878)	FBP-160-02-01	FM 4474(D) (2020); TAS 114(J) (2011)
PRI Construction Materials Technologies (TST5878)	FBP-161-02-01	FM 4470 (2022)
PRI Construction Materials Technologies (TST5878)	FBP-162-02-01	ASTM D1970 (2021)

This evaluation report is provided for State of Florida product approval under Rule 61G20-3. The manufacturer shall notify CREEK Technical Services, LLC of any product changes or quality assurance changes throughout the duration for which this report is valid. This evaluation report does not express nor imply warranty, installation, recommended use, or other product attributes that are not specifically addressed herein.

Entity	Report No.	Standards
PRI Construction Materials Technologies (TST5878)	FBP-166-02-01	ASTM D6163/D6163M (2021)
PRI Construction Materials Technologies (TST5878)	FBP-168-02-03	ASTM D6164/D6164M (2021)
PRI Construction Materials Technologies (TST5878)	FBP-176-02-01	ASTM D4601/D4601M [2004(2020)]
PRI Construction Materials Technologies (TST5878)	FBP-177-02-01B	FM 4474(D) (2020); TAS 114(J) (2011)
PRI Construction Materials Technologies (TST5878)	FBP-180-02-01	UL 1897 (2015)
PRI Construction Materials Technologies (TST5878)	FBP-181-02-01B	FM 4474(D) (2020); TAS 114(J) (2011)
PRI Construction Materials Technologies (TST5878)	FBP-184-02-03	FM 4474(D) (2020); TAS 114(J) (2011); UL1897 (2015)
PRI Construction Materials Technologies (TST5878)	FBP-189-02-01	FM 4474(D) (2020); TAS 114(J) (2011); UL1897 (2015)
PRI Construction Materials Technologies (TST5878)	FBP-193-02-01	FM 4474(D) (2020); TAS 114(J) (2011); UL1897 (2015)
PRI Construction Materials Technologies (TST5878)	FBP-196-02-03	FM 4474(D) (2020); TAS 114(J) (2011); UL1897 (2015)
PRI Construction Materials Technologies (TST5878)	FBP-213-02-04	FM 4474(B) (2020); TAS 114(D) (2011)
PRI Construction Materials Technologies (TST5878)	FBP-241-02-01A	FM 4474(D) (2020); TAS 114(J) (2011); UL1897 (2015)
PRI Construction Materials Technologies (TST5878)	FBP-244-02-01	ASTM D3746 [1985(2022)]
PRI Construction Materials Technologies (TST5878)	FBP-258-02-02A	FM 4474(D) (2020); TAS 114(J) (2011); UL1897 (2015)
PRI Construction Materials Technologies (TST5878)	FBP-260-02-01	FM 4474(D) (2020); TAS 114(J) (2011); UL1897 (2015)
PRI Construction Materials Technologies (TST5878)	FBP-260-02-02	FM 4474(B) (2020); TAS 114(D) (2011);
PRI Construction Materials Technologies (TST5878)	FBP-265-02-01	FM 4474(D) (2020); TAS 114(J) (2011) UL 1897 (2015)
PRI Construction Materials Technologies (TST5878)	FBP-271-02-01	FM 4474(D) (2020); TAS 114(J) (2011) UL 1897 (2015)
PRI Construction Materials Technologies (TST5878)	FBP-272-02-01	ASTM D6164/D6164M (2021)
PRI Construction Materials Technologies (TST5878)	FBP-283-02-01	FM 4474(D) (2020); TAS 114(J) (2011) UL 1897 (2015)
PRI Construction Materials Technologies (TST5878)	FBP-283-02-02A	FM 4474(D) (2020); TAS 114(J) (2011) UL 1897 (2015)
PRI Construction Materials Technologies (TST5878)	FBP-291-02-02	FM 4474(D) (2020); TAS 114(J) (2011); UL1897 (2015)
PRI Construction Materials Technologies (TST5878)	FBP-293-02-01	ASTM D4601/D4601M [2004(2020)]
PRI Construction Materials Technologies (TST5878)	FBP-305-02-01	FM 4474(B) (2020); TAS 114(D) (2011)
PRI Construction Materials Technologies (TST5878)	FBP-309-02-01	ASTM D6164/D6164M (2021)
PRI Construction Materials Technologies (TST5878)	FBP-313-02-01	FM 4474(D) (2020); TAS 114(J) (2011); UL1897 (2015)
PRI Construction Materials Technologies (TST5878)	FBP-317-02-01	FM 4474(D) (2020); TAS 114(J) (2011); UL1897 (2015)
PRI Construction Materials Technologies (TST5878)	FBP-322-02-02	FM 4474(D) (2020); TAS 114(J) (2011); UL1897 (2015)
PRI Construction Materials Technologies (TST5878)	FBP-389-02-01	FM 4474(C) (2020)
PRI Construction Materials Technologies (TST5878)	FBP-389-02-02	FM 4474(D) (2020); TAS 114(J) (2011); UL 1897 (2015)
PRI Construction Materials Technologies (TST5878)	MSA-006-02-01	ASTM D4897 [2016(2023)]
Trinity|ERD (TST6049)	F10500.10.08-1	ASTM D6163/D6163M (2021)

This evaluation report is provided for State of Florida product approval under Rule 61G20-3. The manufacturer shall notify CREEK Technical Services, LLC of any product changes or quality assurance changes throughout the duration for which this report is valid. This evaluation report does not express nor imply warranty, installation, recommended use, or other product attributes that are not specifically addressed herein.

LIMITATIONS

1. Fire classification is not within the scope of this evaluation.
2. The roof deck and the roof deck attachment information are provided based on testing. FBC requirements for the rational design of the roof deck, including the attachment, are not within the scope of this evaluation.
3. Foam plastic insulation shall be installed in accordance with the FBC Section 2603.4 and 2603.6.
4. In the HVHZ, fastener spacing for insulation attachment is determined using a Minimum Characteristic Force (F') of 275 lbf as demonstrated via testing to TAS 105. If the field tested fastener value is below 275 lbf, then insulation attachment shall not be acceptable.
5. In the HVHZ, fastener spacing for base sheets or membrane attachment shall meet the minimum fastener resistance value and the *MDP* for the specified assembly. It is permissible for a qualified professional to submit a revised fastener spacing utilizing the withdrawal resistance value obtained from TAS 105 testing and calculations performed in accordance with RAS 117 and/or RAS 137, when the fastener resistance is found less than required.
6. In the HVHZ, if mechanical attachment through the lightweight insulating concrete to the structural deck is proposed, a field fastener withdrawal test shall be conducted in compliance with TAS 105 to determine equivalent or increased attachment densities. Revised fastener densities shall be submitted utilizing the withdrawal resistance value obtained from TAS 105 testing and calculations performed in accordance with RAS 117 and/or RAS 137.
7. **HVHZ:** For assemblies containing mechanical attachment, the allowable uplift pressure for the selected assembly shall meet or exceed the minimum design loads as determined in accordance with the FBC Chapter 16. The attachment density may be increased by a qualified design professional, as necessary, to meet the design pressure requirements in the periphery zones. Calculations shall be conducted in compliance with RAS 117 and/or RAS 137.
   Non-HVHZ: For assemblies containing mechanical attachment or adhered in ribbon-applied adhesive, the allowable uplift pressure for the selected assembly shall meet or exceed the minimum design loads as determined in accordance with the FBC Chapter 16. The attachment density may be increased by a qualified design professional, as necessary, to meet the design pressure requirements in the periphery zones. Calculations shall be conducted in compliance with RAS 117, RAS 137, or Section 2.2.10.1 FM LPDS 1-29 (July 2022).
8. Reroofing applications shall be examined in accordance with FBC Section 1511 outside of the HVHZ and FBC Section 1521 within the HVHZ. For mechanically fastened systems, a field withdrawal resistance test (TAS 105 in the HVHZ; ANSI/SPRI FX-1 or TAS 105 in the non-HVHZ) shall be conducted by a qualified professional to ensure the fastener meets the minimum design load requirements of the system. For adhered systems, a field uplift resistance test (TAS 124 in the HVHZ; ASTM E 907, FM LPDS 1-52, ANSI/SPRI IA-1, or TAS 124 in the non-HVHZ) shall be conducted to confirm conformance of the existing to the minimum design loads.
9. **HVHZ:** For assemblies containing fully adhered or ribbon adhered attachment, or where extrapolation of the assembly is not permitted, the MDP for the selected assembly shall meet or exceed the minimum design loads as determined in accordance with the FBC Chapter 16 without augmentation.
   Non-HVHZ: For assemblies adhered in ribbon-applied adhesive, the allowable uplift pressure for the selected assembly shall meet or exceed the minimum design loads as determined in accordance with the FBC Chapter 16. The attachment density may be increased by a qualified design professional, as necessary, to meet the design pressure requirements in the periphery zones. Calculations shall be conducted in compliance with Section 2.2.10.1 FM LPDS 1-29 (July 2022).
10. Installation of the evaluated products shall comply with this report, the FBC, and the manufacturer's published application instructions. Where discrepancies exist between these sources, the more restrictive and FBC compliant installation detail shall prevail.
11. The minimum roof slope shall be 1/4:12 for new construction.
12. Materials shall conform to FBC Section 1711 as well as Section 1506 outside of the HVHZ and FBC Section 1517 within the HVHZ.
13. FBC Section 1504.3.1.1 is not within the scope of this evaluation.
14. All products listed in this report shall be manufactured under a quality assurance program in compliance with Rule 61G20-3.

This evaluation report is provided for State of Florida product approval under Rule 61G20-3. The manufacturer shall notify CREEK Technical Services, LLC of any product changes or quality assurance changes throughout the duration for which this report is valid. This evaluation report does not express nor imply warranty, installation, recommended use, or other product attributes that are not specifically addressed herein.

COMPLIANCE STATEMENT

This report has been prepared in accordance with F.A.C. Rule 61G20-3.

This item has been digitally signed and sealed by Zachary R. Priest, PE, on 7/30/2026.

Printed copies of this document are not considered signed and sealed and the signature must be verified on any electronic copies.

Digitally signed by Zachary R. Priest
2026.07.30 11:34:24 -04'00'

Zachary R. Priest, P.E.
Florida Registration No. 74021
Organization No. ANE9641

CERTIFICATION OF INDEPENDENCE

CREEK Technical Services, LLC does not have, nor will it acquire, a financial interest in any company manufacturing or distributing products under this evaluation.

CREEK Technical Services, LLC is not owned, operated, or controlled by any company manufacturing or distributing products under this evaluation.

Zachary R. Priest, P.E. does not have, nor will acquire, a financial interest in any company manufacturing or distributing products under this evaluation.

Zachary R. Priest, P.E. does not have, nor will acquire, a financial interest in any other entity involved in the approval process of the product.

APPENDICES

1) APPENDIX A – Installation (6 pages)
2) APPENDIX B – Nomenclature and Approved Assemblies (28 pages)

This evaluation report is provided for State of Florida product approval under Rule 61G20-3. The manufacturer shall notify CREEK Technical Services, LLC of any product changes or quality assurance changes throughout the duration for which this report is valid. This evaluation report does not express nor imply warranty, installation, recommended use, or other product attributes that are not specifically addressed herein.

INSTALLATION

Note - Refer to the APPROVED ASSEMBLIES section of this report within Appendix B for specific installation details of a selected assembly.

Unless otherwise specified in this report the following installation details shall be met for the named products:

Component	Product	Installation Detail
Fastening Systems	Elevate All-Purpose Fasteners	Min.0.75-inch penetration through the top rib of the steel deck or wood deck
	Elevate All-Purpose S Fasteners	
	Elevate Concrete Drive	Min. 1.25" embedment into min. 3" thick structural concrete
	Elevate 1.7" LWC Base-Ply Fastener	Full embedment of shank into substrate
	Elevate Heavy Duty Fasteners	Min. 7-inch penetration through the top rib of the steel deck or wood deck. Min. penetration 1-inch into concrete deck.
	Elevate Insulation Fastening Plates	Min. 3-inch diameter Galvalume® steel plate
	Elevate Metal Batten Strip	Min. 1-inch wide, 0.0448 in. Galvalume® steel batten
Insulation Adhesives	ASTM D 312, Type IV Asphalt	Fully adhered within the EVT range at a rate of 20-40 lbs/100 ft^2
	Elevate I.S.O. Fix II	Partially adhered in 0.75 to 1-inch wide ribbons
	Elevate I.S.O. Stick	Partially adhered in 0.75 to 1-inch wide ribbons
	Elevate I.S.O. Twin Pack Insulation Adhesive	Partially adhered in 0.5 to 0.75-inch wide ribbons
	Elevate I.S.O. Spray R	Partially adhered in 0.75 to 1-inch wide ribbons
	Elevate Twin Jet	Partially adhered in 1 to 1.25-inch wide ribbons
Membrane Adhesives	ASTM D 312, Type IV Asphalt	Fully adhered within the EVT range at a rate of 25-40 lbs/100 ft^2
	Elevate I.S.O. Spray R	Partially adhered in 0.75-1-inch wide ribbons
	Elevate XR Stick	Partially adhered in 0.75-1-inch wide ribbons
	Owens Corning PermaMop Asphalt	Fully adhered within the EVT range at a rate of 25-40 lbs/100 ft^2
Insulation/Cover Boards	Georgia-Pacific DensDeck	Min. 0.25-inch thick
	Georgia-Pacific DensDeck Prime	
	Elevate ISO 95+ GL	Min. 0.5-inch thick; Min. 20 psi; Adhered boards shall be a maximum 4 ft x 4 ft
	GenFlex ISO Insulation	
	Elevate ISOGARD GL	
	Elevate RESISTA	
	Elevate ISOGARD CG	
	GenFlex Coated Glass Facer	
	Elevate ISO 95+ GL (Tapered)	0.5-inch to start with 0.25-inch per ft taper; Adhered boards shall be a maximum 4 ft x 4 ft
	GenFlex ISO Insulation (Tapered)	
	Elevate ISOGARD GL (Tapered)	
	Elevate RESISTA (Tapered)	
	Elevate ISOGARD CG (Tapered)	
	GenFlex Coated Glass Facer (Tapered)	
	Elevate ISOGARD HD	Min. 0.5-inch thick; Adhered boards shall be a maximum 4 ft x 4 ft
	GenFlex HD ISO	
	Elevate ISOGARD HD Composite	Min. 1.5-inch thick; Adhered boards shall be a maximum 4 ft x 4 ft
	GenFlex HD Composite ISO	
	Elevate RESISTA	Min. 0.5-inch thick; Min. 20 psi; Adhered boards shall be a maximum 4 ft x 4 ft
	GenFlex Coated Glass Facer	
	Structodek High Density Fiberboard	Min. 0.5-inch thick

This evaluation report is provided for State of Florida product approval under Rule 61G20-3. The manufacturer shall notify CREEK Technical Services, LLC of any product changes or quality assurance changes throughout the duration for which this report is valid. This evaluation report does not express nor imply warranty, installation, recommended use, or other product attributes that are not specifically addressed herein.

Component	Product	Installation Detail
Insulation/Cover Boards (cont'd)	USG SECUROCK Gypsum-Fiber Roof Board	Min. 0.25-inch thick
	USG SECUROCK Glass-Mat Roof Board	
Base/Ply Sheets	BASEGARD SA	Min. 3.4-inch wide side-laps; Min. 6-inch end laps; Side-laps shall be installed perpendicular to the direction of the steel deck ribs and parallel to the direction of the wood trusses for mechanically attached systems
	Channel Venting Base	
	SBS Base	
	SBS Glass Torch Base	
	SBS Glass Torch Base 1.5	
	SBS Poly Base	
	SBS Poly Torch Base	
Base/Ply Sheets (Cont'd)	SBS Premium Base	Min. 3.4-inch wide side-laps; Min. 6-inch end laps; Side-laps shall be installed perpendicular to the direction of the steel deck ribs and parallel to the direction of the wood trusses for mechanically attached systems
	SBS Premium Poly Base	
	SBS Smooth	
	MB Base	Min. 2-inch wide side-laps; Side-laps shall be installed perpendicular to the direction of the steel deck ribs for mechanically attached systems
Membrane	UltraPly TPO XR 100	Min. 2-inch wide side-laps with min. 1.5-inch wide heat weld;
	UltraPly TPO XR 115	
	UltraPly TPO XR 135	
Vapor Barriers	Elevate V-Force Vapor Barrier Membrane	Self-adhered; Min. 3-inch side laps; Min. 6-inch end laps; ; All substrates except metal decks must be primed; Prime surface with Elevate SA-Solvent Based (SB) Primer or Elevate SA-LVOC Primer at a rate of 0.5 gal/100ft^2 or Elevate SA-Water Based (WB) Primer 0.25 – 0.75 gal/100ft^2;
Cellular Lightweight Insulating Concrete	Min. 300 psi Celcore MF with HS Rheology Admixture	Slurry coat min. 1/8-inch thick; 1-inch thick EPS board (1 lbs/ft^3); Min. 2-inch thick top coat; Celcore PVA curing compound applied at rate of 300 ft^2/gal
	Celcore S-1	Deck is treated by applying a continuous film with a broom prior to placement of the Celcore lightweight concrete
	Min. 300 psi Mearlcrete	Slurry coat min. 1/8-inch thick; Min. 1-inch thick EPS board (1 lbs/ft^3); Min. 2-inch top coat
	Min. 300 psi Elastizell	
	Min. 300 psi Concrecel	
	Min. 200 psi Cellular Lightweight Insulating Concrete	

This evaluation report is provided for State of Florida product approval under Rule 61G20-3. The manufacturer shall notify CREEK Technical Services, LLC of any product changes or quality assurance changes throughout the duration for which this report is valid. This evaluation report does not express nor imply warranty, installation, recommended use, or other product attributes that are not specifically addressed herein.

Insulation/Cover Board Fastening Patterns	
Description	Fastening Pattern
4 per 4 ft x 4 ft board	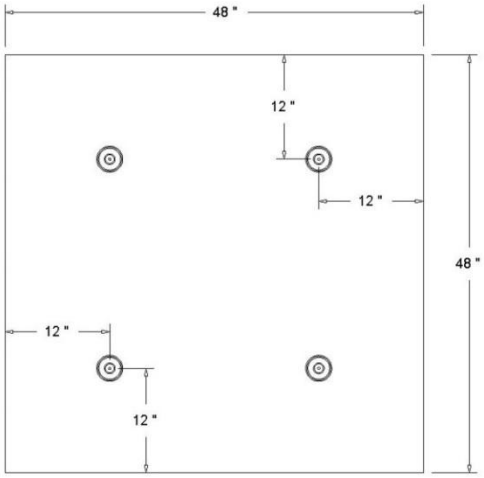 (Max. 4.0ft^2 contributory area per fastener)
8 per 4 ft x 4 ft Board	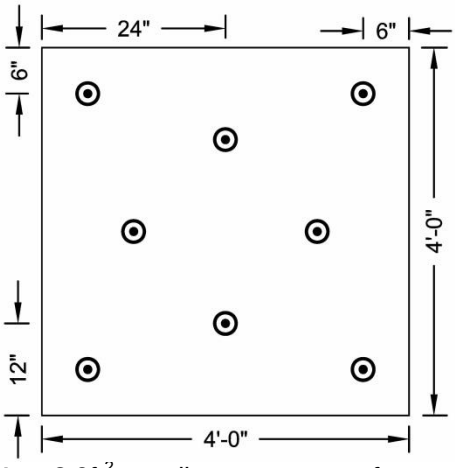 (Max. 2.0ft^2 contributory area per fastener)
5 per 4 ft x 8 ft board	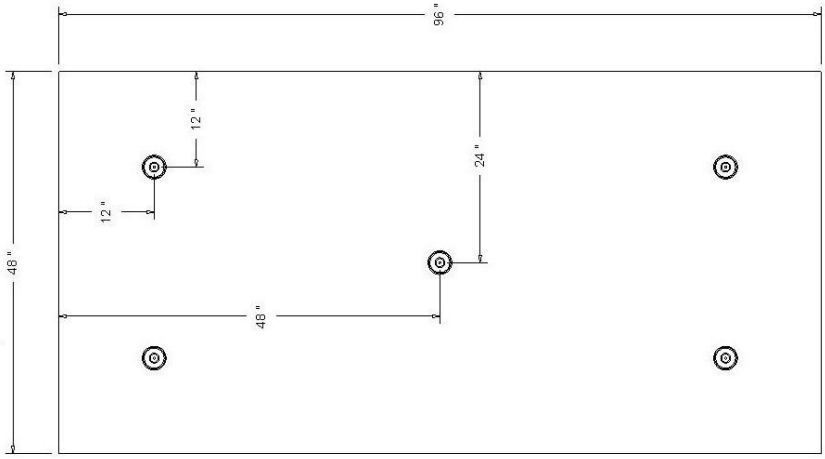 (Max. 6.4ft^2 contributory area per fastener)

This evaluation report is provided for State of Florida product approval under Rule 61G20-3. The manufacturer shall notify CREEK Technical Services, LLC of any product changes or quality assurance changes throughout the duration for which this report is valid. This evaluation report does not express nor imply warranty, installation, recommended use, or other product attributes that are not specifically addressed herein.

Insulation/Cover Board Fastening Patterns	
Description	Fastening Pattern
8 per 4 ft. x 8 ft. board	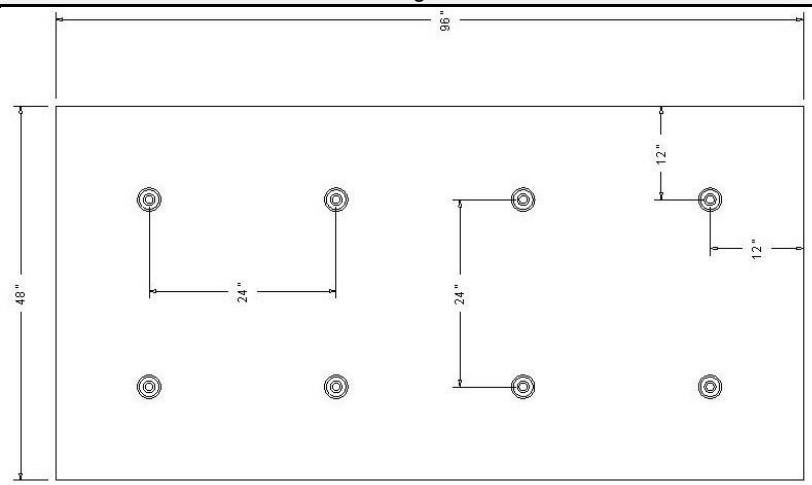 (Max. 4.00ft^2 contributory area per fastener)
10 per 4 ft. x 8 ft. board	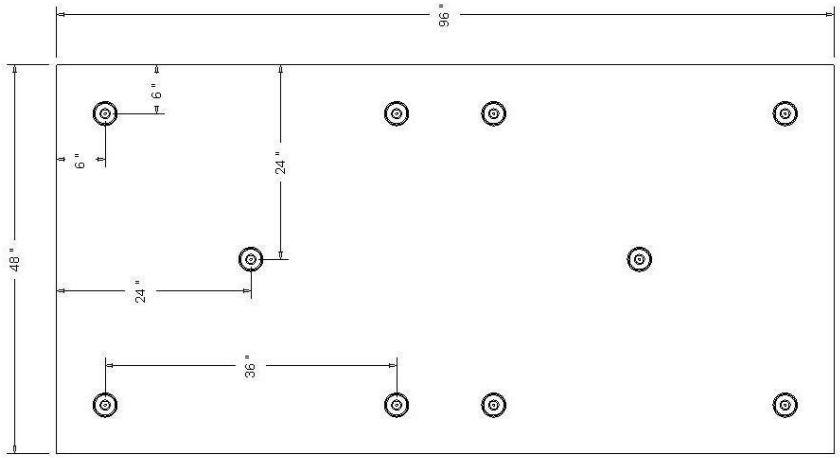 (Max. 3.2ft^2 contributory area per fastener)
12 per 4 ft x 8 ft board	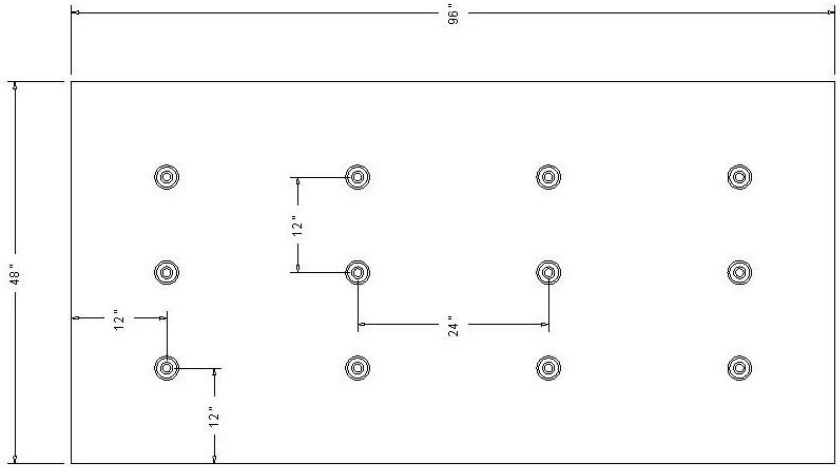 (Max. 2.67ft^2 contributory area per fastener)

This evaluation report is provided for State of Florida product approval under Rule 61G20-3. The manufacturer shall notify CREEK Technical Services, LLC of any product changes or quality assurance changes throughout the duration for which this report is valid. This evaluation report does not express nor imply warranty, installation, recommended use, or other product attributes that are not specifically addressed herein.

Insulation/Cover Board Fastening Patterns	
Description	Fastening Pattern
15 per 4 ft x 8 ft board	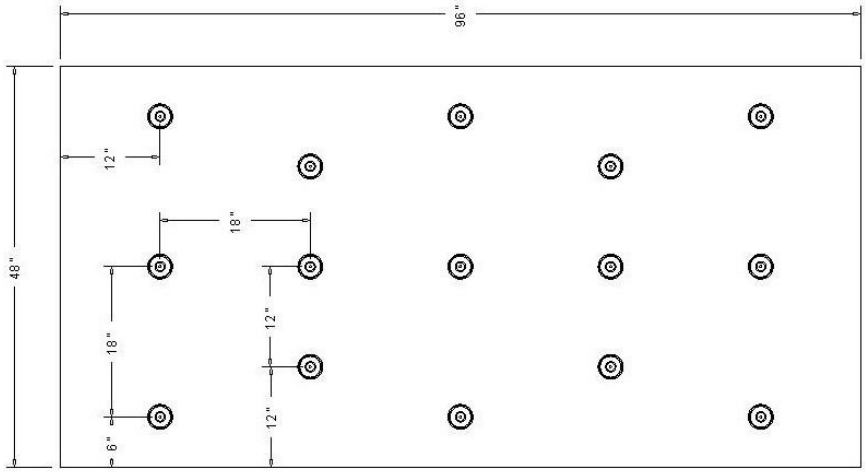 (Max. 2.13ft^2 contributory area per fastener)
18 per 4 ft x 8 ft board	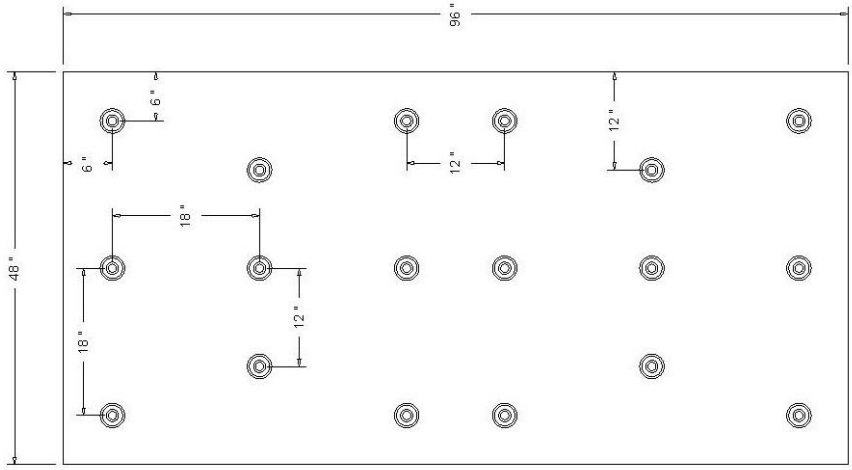 (Max. 1.78ft^2 contributory area per fastener)
20 per 4 ft x 8 ft board	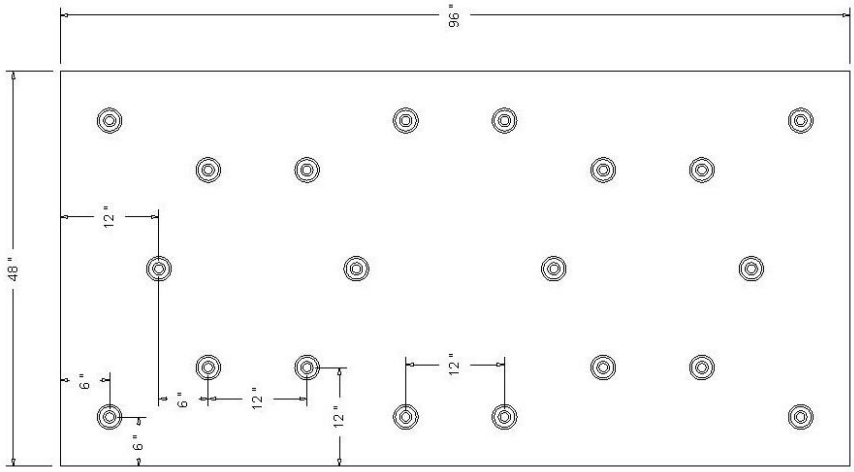 (Max. 1.60ft^2 contributory area per fastener)

This evaluation report is provided for State of Florida product approval under Rule 61G20-3. The manufacturer shall notify CREEK Technical Services, LLC of any product changes or quality assurance changes throughout the duration for which this report is valid. This evaluation report does not express nor imply warranty, installation, recommended use, or other product attributes that are not specifically addressed herein.

Insulation/Cover Board Fastening Patterns	
Description	Fastening Pattern
22 per 4 ft x 8 ft board	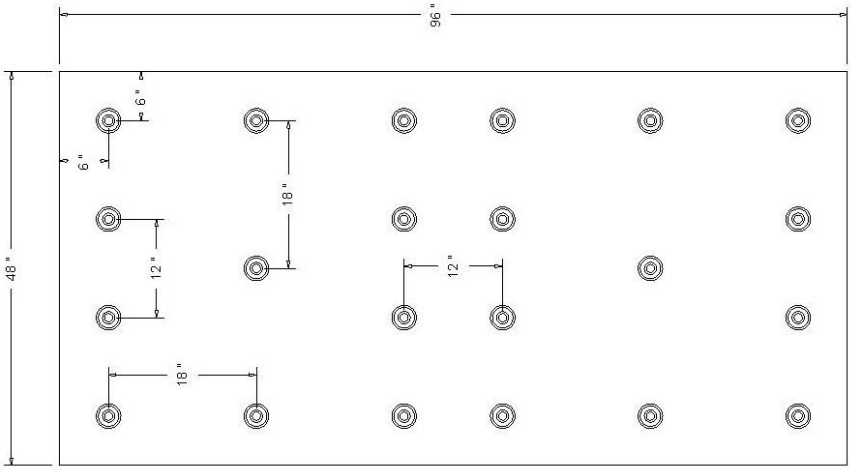 (Max. 1.45ft^2 contributory area per fastener)
24 per 4 ft x 8 ft board	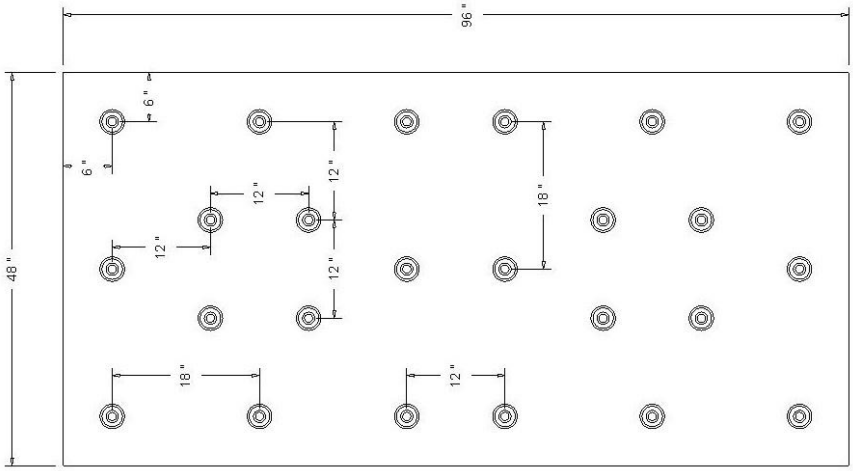 (Max. 1.33ft^2 contributory area per fastener)
32 per 4 ft x 8 ft board	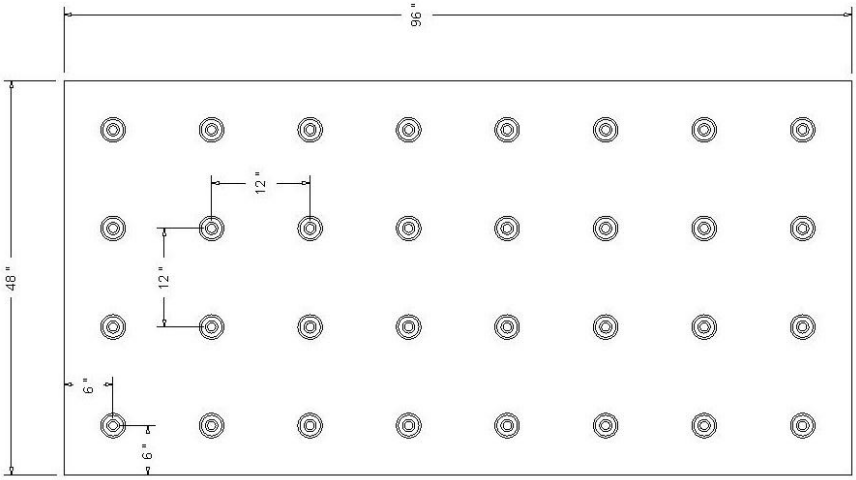 (Max. 1.00ft^2 contributory area per fastener)

This evaluation report is provided for State of Florida product approval under Rule 61G20-3. The manufacturer shall notify CREEK Technical Services, LLC of any product changes or quality assurance changes throughout the duration for which this report is valid. This evaluation report does not express nor imply warranty, installation, recommended use, or other product attributes that are not specifically addressed herein.

NOMENCLATURE

The following naming conventions are utilized to specify products in the APPROVED ASSEMBLIES section of this report. Refer to the nomenclature below when deciphering the allowable products for use in the selected assembly. Installation requirements shall be as noted in the APPROVED ASSEMBLIES and INSTALLATION section of this report.

Name	Definition		
AP Fasteners & Plates	Elevate All-Purpose Fasteners or All-Purpose S Fasteners and Insulation Fastening Plates		
As Tested	Information provided to the report user based on the as tested condition of the roof system		
BASEGARD	One ply of BASEGARD SA. Subsequent ply shall be applied in hot asphalt or by torch or shall be UltraPly TPO XR membrane applied in hot asphalt only.		
CD Fasteners & Plates	Elevate Concrete Drive and Insulation Fastening Plates		
Cover Board	One layer of any of the following products: -Georgia-Pacific DensDeck -Georgia-Pacific DensDeck Prime -Elevate ISOGARD HD -GenFlex HD ISO -USG SECUROCK Glass-Mat Roof Board -USG SECUROCK Gypsum-Fiber Roof Board		
Deck Detail	*As Tested* deck construction details are described as follows:		
	Concrete Deck	Min. f'_c = 2,500 psi at 28 days	
	CWF Deck	Min. 2.5-inch thick Tectum I cementitious wood fiber panels	
	Steel Deck	Min. 22 ga, Wide Rib Deck (Type WR) conforming to ANSI/SDI-RD1.0 & FBC; 0.5% Vented and ASTM A653 G90 for *LWIC* applications only.. The following nomenclature is used to further describe the *As Tested* condition.	
		F<#>	<#> #12-24 HWH self-drilling screws or equivalent fastener at each flute used to secure the deck to the structural supports; Min. 0.25-inch penetration
		G<#>	Min. Grade <#> of *Steel Deck*
		L<#>	Max. span of <#> ft
		P	Min. 5/8-inch diameter puddle welds at each flute used to secure the deck to the structural supports
		S<#>	1/4 ”-14 HWH x7/8” self-drilling screws or equivalent fastener secured <#>-inch o.c. along the panel side laps
		W	0.75-inch O.D. flat washer used with indicated fastener
	Wood Deck	Solid or closely fitted span rated sheathing at max. 24 in. span; The following nomenclature is used to further describe the *As Tested* condition.	
		T<#>	Min. <#>-inch thickness of the plywood
		L<#>	Max. span of <#> inches
		N<#>	Min. 0.113-inch diameter x 2-3/8-inch ring shank nails spaced <#>-inch o.c. at all intermediate supports and at the perimeter of each board
DensDeck	Min. 0.25-inch Georgia-Pacific DensDeck		
DensDeck Prime	Min. 0.25-inch Georgia-Pacific DensDeck Prime		
HA SBS BUR Ply	One or more plies of MB Base, SBS, Base, SBS Poly Base, SBS Premium Poly Base, SBS Premium Base, or SBS Smooth fully bonded in ASTM D 312, Type IV hot asphalt		
HA SBS Ply	One or more plies of SBS, Base, SBS Poly Base, SBS Premium Poly Base, SBS Premium Base, or SBS Smooth fully bonded in ASTM D 312, Type IV hot asphalt		

This evaluation report is provided for State of Florida product approval under Rule 61G20-3. The manufacturer shall notify CREEK Technical Services, LLC of any product changes or quality assurance changes throughout the duration for which this report is valid. This evaluation report does not express nor imply warranty, installation, recommended use, or other product attributes that are not specifically addressed herein.

Name	Definition
HD Fasteners & Plates	Elevate Heavy Duty Fasteners and Insulation Fastening Plates
Insulation	One of more layers in any combination of: -Georgia-Pacific DensDeck -Georgia-Pacific DensDeck Prime -Elevate ISO 95+ GL or ISOGARD GL -Elevate ISOGARD HD -Elevate ISOGARD HD Composite -Elevate RESISTA or ISOGARD CG -GenFlex ISO Insulation -GenFlex HD ISO -GenFlex HD Composite ISO -GenFlex Coated Glass Facer -USG SECUROCK Glass-Mat Roof Board -USG SECUROCK Gypsum-Fiber Roof Board
Insulation Adhesive	I.S.O. Twin Pack Adhesive, I.S.O. Stick Insulation Adhesive, or I.S.O. Fix II Adhesive
Insulation Adhesive II	I.S.O. Twin Pack Adhesive, I.S.O. Stick Insulation Adhesive, I.S.O. Fix II Adhesive, I.S.O. Spray R, or Twin Jet
Insulation Adhesive III	I.S.O. Twin Pack Adhesive, I.S.O. Stick Insulation Adhesive, I.S.O. Fix II Adhesive, or Twin Jet
ISO	One or more layers of GenFlex ISO Insulation or Elevate ISO 95+ GL, or Elevate ISOGARD GL; Elevate ISOGARD GL shall be minimum 2.0-inch thickness when mechanically fastened in roof assemblies with adhered membranes
ISO HD	One or more layers of GenFlex HD ISO or Elevate ISOGARD HD
ISO HD-C	One or more layers of GenFlex HD Composite ISO or Elevate ISOGARD HD Composite
ISO CG	One or more layers of GenFlex Coated Glass Facer or Elevate RESISTA, or Elevate ISOGARD CG; Elevate ISOGARD CG shall be minimum 2.0-inch thickness when mechanically fastened in roof assemblies with adhered membranes
LWIC	Poured-in-place Cellular Lightweight Insulating Concrete with encapsulated insulation board
MA Base	One ply of Channel Venting Base, MB Base, SBS Base, SBS Glass Torch Base, SBS Glass Torch Base 1.5, SBS Premium Base, SBS Poly Base, SBS Premium Poly Base, SBS Poly Torch Base, or SBS Smooth mechanically attached as prescribed per the approved assembly
MA Base II	One ply of MB Base, SBS Base, SBS Glass Torch Base, SBS Glass Torch Base 1.5, SBS Premium Base, SBS Poly Base, SBS Premium Poly Base, SBS Poly Torch Base, or SBS Smooth mechanically attached as prescribed per the approved assembly
MA Base III	One ply of SBS Base, SBS Glass Torch Base, SBS Glass Torch Base 1.5, SBS Premium Base, SBS Poly Base, SBS Premium Poly Base, SBS Poly Torch Base, or SBS Smooth mechanically attached as prescribed per the approved assembly
MA Base IV	One ply of Channel Venting Base, SBS Base, SBS Base-P, SBS Glass Torch Base, SBS Glass Torch Base 1.5, SBS Poly Torch Base
MCRF	Minimum Characteristic Resistance Force as determined by TAS 105 for the named fastener in the selected assembly
MDP	Maximum Design Pressure
Preliminarily Secured	Fastened at minimum rate of 5 per 4 ft x 8 ft board or 4 per 4 ft x 4 ft board.
Recover	Where assemblies are used to recover an existing roof, the existing roof shall consist of only one layer of roofing, i.e. recovering a previously recovered roof is not permitted. Recover roofing shall be conducted in compliance with FBC Section 1511 outside of the HVHZ and FBC Section 1521 within the HVHZ. For mechanically fastened roof assemblies, the existing roof insulation thickness may be contributory in meeting the minimum insulation thickness requirements for a given assembly.
SBS Base Sheet	One ply of SBS Base, SBS Glass Torch Base, SBS Poly Base, SBS Premium Poly Base, SBS Poly Torch Base, SBS Premium Base, or SBS Smooth
SBS TA Vapor Barrier	SBS Glass Torch Base torched adhered over primed concrete deck
SECUROCK	Min. 0.25-inch USG SECUROCK Gypsum-Fiber Roof Board
TA SBS Ply	One or more plies of SBS Glass Torch Base, SBS Glass Torch Base 1.5 or SBS Poly Torch Base fully bonded by torch adhering

This evaluation report is provided for State of Florida product approval under Rule 61G20-3. The manufacturer shall notify CREEK Technical Services, LLC of any product changes or quality assurance changes throughout the duration for which this report is valid. This evaluation report does not express nor imply warranty, installation, recommended use, or other product attributes that are not specifically addressed herein.

Name	Definition
TPO XR HA	One ply of UltraPly TPO XR 100, 115, 135 applied in ASTM D 312, Type IV asphalt or Owens Corning PermaMop asphalt
TPO XR XRS	One ply of UltraPly TPO XR 100, 115, 135 applied in XR Stick Membrane Adhesive ribbons spaced max. 12-inch o.c.
TPO XR ISR	One ply of UltraPly TPO XR 100, 115, 135 applied in I.S.O. Spray R spaced max. 12-inch o.c.
V-Force	One ply of Elevate V-Force Vapor Barrier Membrane

This evaluation report is provided for State of Florida product approval under Rule 61G20-3. The manufacturer shall notify CREEK Technical Services, LLC of any product changes or quality assurance changes throughout the duration for which this report is valid. This evaluation report does not express nor imply warranty, installation, recommended use, or other product attributes that are not specifically addressed herein.

APPROVED ASSEMBLIES

The following notes shall be observed when using the assembly tables below.

1. *MDP*s were calculated using a 2:1 margin of safety per FBC Section 1504.9 and 1523.4. MDP shall be minimum -45 psf for use in the HVHZ.
2. Refer to **LIMITATIONS** and **NOMENCLATURE** sections of this evaluation when using the table(s) below. Items italicized refer to specific nomenclature used in this report.
3. Refer to **INSTALLATION** section of this report for installation detail when the information is not explicitly stated for the selected assembly.
4. The on-center (o.c.) spacing given is the maximum allowable attachment spacing for the rated system.
5. *As Tested* information for roof deck construction is provided for information only. The addition of the *As Tested* deck information does not obviate the requirement for rational design of the roof deck and roof deck attachment in accordance with FBC requirements.
6. Prior to application of the approved assembly an optional vapor barrier, such as 4-6 mil polyethylene, *V-Force*, or *DensDeck Prime* with *V-Force,* may be installed over concrete or steel decks when the approved assembly contains insulation or the membrane fastened through to the deck.

Assembly System Numbers and Definitions	
C-A-#	Assemblies with All Layers Adhered over *Concrete Deck* (New or Existing)
C-AM-#	Assemblies with Adhered Membranes over Fastened Insulation over *Concrete Deck* (New, Existing, or *Recover*)
CW-A-#	Adhered Assemblies over Cementitious Wood Fiber Deck (New or Existing)
LC-A-#	Lightweight Insulating Concrete Assemblies with All Layers Adhered over *Concrete Deck* (New or Existing)
LC-AM-#	Lightweight Concrete Assemblies with Adhered Membranes over Fastened Insulation or Anchor Sheet over *Concrete Deck* (New or Existing)
LC-M-#	Mechanically Fastened Lightweight Concrete Assemblies over *Concrete Deck* (New or Existing)
LS-A-#	Lightweight Insulating Concrete Assemblies with All Layers Adhered over *Steel Deck* (New or Existing)
LS-AM-#	Lightweight Insulating Concrete Assemblies with Adhered Membranes over Fastened Insulation or Anchor Sheet over *Steel Deck* (New or Existing)
LS-M-#	Mechanically Fastened Lightweight Insulating Concrete Assemblies over *Steel Deck* (New or Existing)
R-AM-#	*Recover* Assemblies with Adhered Membranes over Fastened Insulation
R-M-#	*Recover* Assemblies with Mechanically Fastened Base Sheet
S-AM-#	Assemblies with Adhered Membranes over Fastened Insulation over *Steel Deck* (New, Existing, or *Recover*)
S-M-#	Mechanically Fastened Assemblies over *Steel Deck* (New, Existing, or *Recover*)
W-AM-#	Assemblies with Adhered Membranes over Fastened Insulation over *Wood Deck* (New, Existing, or *Recover*)
W-M-#	Mechanically Fastened Assemblies over *Wood Deck* (New, Existing, or *Recover*)

Assemblies with All Layers Adhered over *Concrete Deck* (New or Existing)								
System No.	Vapor Barrier	Base Insulation	Top Insulation	Cover Board	Base Ply	Ply Sheet	Membrane	*MDP (psf)*
C-A-1	-	Min. 0.5-inch *ISO* installed with *Insulation Adhesive II* ribbon applied in ribbons spaced 12-inch o.c.	-	Min. 1-inch *ISO* installed with I.S.O. Twin Pack applied in ribbons spaced 12-inch o.c.	*BASEGARD*	OPTIONAL *HA SBS BUR Ply, TA SBS Ply*	*TPO XR HA* or *TPO XR ISR*	**-105 (Lim. 9)**

This evaluation report is provided for State of Florida product approval under Rule 61G20-3. The manufacturer shall notify CREEK Technical Services, LLC of any product changes or quality assurance changes throughout the duration for which this report is valid. This evaluation report does not express nor imply warranty, installation, recommended use, or other product attributes that are not specifically addressed herein.

Assemblies with All Layers Adhered over *Concrete Deck* (New or Existing)								
System No.	Vapor Barrier	Base Insulation	Top Insulation	Cover Board	Base Ply	Ply Sheet	Membrane	*MDP (psf)*
C-A-2	-	Min. 0.5-inch *ISO* installed with *Insulation Adhesive II* ribbon applied in ribbons spaced 12-inch o.c.	-	*ISO HD* installed with *Insulation Adhesive* applied in ribbons spaced 12-inch o.c.	*BASEGARD*	OPTIONAL *HA SBS BUR Ply, TA SBS Ply*	*TPO XR HA* or *TPO XR ISR*	**-110 (Lim. 9)**
C-A-3	-	Min. 0.5-inch *ISO* installed with *Insulation Adhesive II* ribbon applied in ribbons spaced 12-inch o.c.	-	*SECUROCK* installed with I.S.O. Twin Pack applied in ribbons spaced 12-inch o.c.	*BASEGARD, HA SBS BUR Ply*	OPTIONAL *HA SBS BUR Ply, TA SBS Ply*	*TPO XR HA* or *TPO XR ISR*	**-122.5 (Lim. 9)**
C-A-4	-	Min. 0.5-inch *ISO* installed with ASTM D 312, Type IV Asphalt	-	*SECUROCK* installed with ASTM D 312, Type IV Asphalt	*BASEGARD, HA SBS BUR Ply*	OPTIONAL *HA SBS BUR Ply, TA SBS Ply*	*TPO XR HA* or *TPO XR ISR*	**-130 (Lim. 9)**
C-A-5	-	Min. 0.5-inch *ISO* installed with *Insulation Adhesive III* ribbon applied in ribbons spaced 12-inch o.c.	-	*DensDeck Prime* installed with *Insulation Adhesive III* ribbon applied in ribbons spaced 12-inch o.c.	*BASEGARD, HA SBS BUR Ply, or TA SBS Ply*	OPTIONAL *HA SBS BUR Ply, or TA SBS Ply*	*TPO XR HA* or *TPO XR ISR*	**-167.5 (Lim. 9)**
C-A-6	-	Min. 0.5-inch *ISO* installed with *Insulation Adhesive II* ribbon applied in ribbons spaced 12-inch o.c.	-	*SECUROCK* installed with I.S.O. Stick or Twin Jet applied in ribbons spaced 12-inch o.c.	*BASEGARD, HA SBS BUR Ply, or TA SBS Ply*	OPTIONAL *HA SBS BUR Ply, or TA SBS Ply*	*TPO XR HA* or *TPO XR ISR*	**-175 (Lim. 9)**
C-A-7	-	Min. 0.5-inch *ISO* installed with *Insulation Adhesive II* ribbon applied in ribbons spaced 6-inch o.c.	-	*DensDeck Prime* installed with *Insulation Adhesive II* ribbon applied in ribbons spaced 6-inch o.c.	*HA SBS Ply* or *TA SBS Ply*	OPTIONAL *HA SBS BUR Ply* or *TA SBS Ply*	*TPO XR HA* or *TPO XR ISR*	**-230 (Lim. 9)**
C-A-8	-	Min. 0.5-inch *ISO* installed with *Insulation Adhesive II* ribbon applied in ribbons spaced 6-inch o.c.	-	*DensDeck Prime* installed with *Insulation Adhesive II* ribbon applied in ribbons spaced 6-inch o.c.	*TA SBS Ply*	OPTIONAL *TA SBS Ply*	*TPO XR HA* or *TPO XR ISR*	**-237.5 (Lim. 9)**

This evaluation report is provided for State of Florida product approval under Rule 61G20-3. The manufacturer shall notify CREEK Technical Services, LLC of any product changes or quality assurance changes throughout the duration for which this report is valid. This evaluation report does not express nor imply warranty, installation, recommended use, or other product attributes that are not specifically addressed herein.

Assemblies with All Layers Adhered over *Concrete Deck* (New or Existing)								
System No.	Vapor Barrier	Base Insulation	Top Insulation	Cover Board	Base Ply	Ply Sheet	Membrane	*MDP (psf)*
C-A-9	*V-Force*	Min. 1.5-inch *ISO* installed with I.S.O. Stick applied in ribbons spaced 12-inch o.c.	OPTIONAL Min. 1-inch *ISO* installed with I.S.O. Stick applied in ribbons spaced 12-inch o.c.	OPTIONAL Min. 1.5-inch *ISO* installed with I.S.O. Stick applied in ribbons spaced 12-inch o.c.	*BASEGARD*	OPTIONAL *HA SBS Ply, or TA SBS Ply*	*TPO XR HA*	**-262.5 (Lim. 9)**
C-A-10	*V-Force*	Taper *ISO* installed with I.S.O. Stick applied in ribbons spaced 12-inch o.c.	*ISO HD* or *DensDeck Prime* installed with I.S.O. Stick applied in ribbons spaced 12-inch o.c.	-	*BASEGARD*	OPTIONAL *HA SBS Ply, or TA SBS Ply*	*TPO XR HA*	**-262.5 (Lim. 9)**
C-A-11	OPTIONAL *V-Force* or 1-2 ply of Ply IV or VI in hot asphalt or APP 80 Glass Base, SBS Glass FR Torch, or SBS Poly Torch Base torch adhered	Min. 0.5-inch *ISO* installed with I.S.O. Twin Pack or I.S.O. Spray R applied in ribbons spaced 12-inch o.c.	-	*ISO HD* or *DensDeck Prime* installed with I.S.O. Twin Pack or I.S.O. Spray R applied in ribbons spaced 12-inch o.c.	*BASEGARD*	OPTIONAL *HA SBS Ply, or TA SBS Ply*	*TPO XR HA*	**-262.5 (Lim. 9)**
C-A-12	*V-Force*	Min. 1.5-inch *ISO* installed with I.S.O. Twin Pack Insulation Adhesive or I.S.O. Stick applied in ribbons spaced 12-inch o.c.	-	-	*BASEGARD*	OPTIONAL *HA SBS Ply, or TA SBS Ply*	*TPO XR HA*	**-287.5 (Lim. 9)**
C-A-13	*V-Force*	Min. 0.5-inch *ISO* installed with I.S.O. Stick applied in ribbons spaced 6-inch o.c.	Min. 1-inch *ISO* installed with I.S.O. Stick applied in ribbons spaced 6-inch o.c.	-	*BASEGARD*	OPTIONAL *HA SBS Ply, or TA SBS Ply*	*TPO XR HA*	**-287.5 (Lim. 9)**

This evaluation report is provided for State of Florida product approval under Rule 61G20-3. The manufacturer shall notify CREEK Technical Services, LLC of any product changes or quality assurance changes throughout the duration for which this report is valid. This evaluation report does not express nor imply warranty, installation, recommended use, or other product attributes that are not specifically addressed herein.

Assemblies with All Layers Adhered over *Concrete Deck* (New or Existing)								
System No.	Vapor Barrier	Base Insulation	Top Insulation	Cover Board	Base Ply	Ply Sheet	Membrane	*MDP (psf)*
C-A-14	*V-Force*	Min. 0.5-inch *ISO* installed with I.S.O. Stick applied in ribbons spaced 6-inch o.c.	Min. 1-inch *ISO* installed with I.S.O. Stick applied in ribbons spaced 6-inch o.c.	*SECUROCK* installed with I.S.O. Stick applied in ribbons spaced 12-inch o.c.	*BASEGARD*	OPTIONAL *HA SBS Ply, or TA SBS Ply*	*TPO XR HA*	**-287.5 (Lim. 9)**
C-A-15	OPTIONAL *V-Force* or 1-2 ply of Ply IV or VI in hot asphalt or APP 80 Glass Base, SBS Glass FR Torch, or SBS Poly Torch Base torch adhered	Min. 0.5-inch *ISO* installed with I.S.O. Twin Pack or I.S.O. Spray R applied in ribbons spaced 12-inch o.c.	-	-	*BASEGARD*	OPTIONAL *HA SBS Ply, or TA SBS Ply*	*TPO XR HA*	**-287.5 (Lim. 9)**
C-A-16	-	Min. 0.5-inch *ISO* installed with I.S.O. Stick applied in ribbons spaced 6-inch o.c.	Min. 1-inch *ISO* installed with I.S.O. Stick applied in ribbons spaced 6-inch o.c.	*SECUROCK* installed with I.S.O. Stick applied in ribbons spaced 12-inch o.c.	*BASEGARD*	OPTIONAL *HA SBS Ply, or TA SBS Ply*	*TPO XR HA*	**-317.5 (Lim. 9)**
C-A-17	-	Min. 0.5-inch *ISO* installed with *Insulation Adhesive* ribbon applied in ribbons spaced 6-inch o.c.	-	*SECUROCK* installed with I.S.O. Stick applied in ribbons spaced 6-inch o.c.	*BASEGARD, HA SBS BUR Ply, or TA SBS Ply*	OPTIONAL *HA SBS Ply, or TA SBS Ply*	*TPO XR HA*	**-347.5 (Lim. 9)**
C-A-18	OPTIONAL *V-Force* or 1-2 ply of Ply IV or VI in hot asphalt or APP 80 Glass Base, SBS Glass FR Torch, or SBS Poly Torch Base torch adhered	Min. 0.5-inch *ISO* installed with I.S.O. Twin Pack or I.S.O. Spray R applied in ribbons spaced 12-inch o.c.	-	*SECUROCK* installed with I.S.O. Twin Pack or I.S.O. Spray R applied in ribbons spaced 12-inch o.c.	*BASEGARD, HA SBS BUR Ply, or TA SBS Ply*	OPTIONAL *HA SBS Ply, or TA SBS Ply*	*TPO XR HA*	**-347.5 (Lim. 9)**

This evaluation report is provided for State of Florida product approval under Rule 61G20-3. The manufacturer shall notify CREEK Technical Services, LLC of any product changes or quality assurance changes throughout the duration for which this report is valid. This evaluation report does not express nor imply warranty, installation, recommended use, or other product attributes that are not specifically addressed herein.

Assemblies with All Layers Adhered over *Concrete Deck* (New or Existing)								
System No.	Vapor Barrier	Base Insulation	Top Insulation	Cover Board	Base Ply	Ply Sheet	Membrane	*MDP (psf)*
C-A-19	*V-Force* or 1-2 ply of Ply IV or VI in hot asphalt or APP 80 Glass Base, SBS Glass FR Torch, or SBS Poly Torch Base torch adhered	Min. 0.5-inch *ISO* installed with I.S.O. Twin Pack or I.S.O. Spray R applied in ribbons spaced 12-inch o.c.	-	*SECUROCK* installed with I.S.O. Twin Pack or I.S.O. Spray R applied in ribbons spaced 12-inch o.c.	*BASEGARD* or *TA SBS Ply* or SBS Poly Base or SBS Smooth in ASTM D 312, Type IV Asphalt	OPTIONAL *HA SBS Ply, or TA SBS Ply*	*TPO XR HA*	**-400 (Lim. 9)**
C-A-20	-	*SECUROCK* installed with I.S.O. Stick applied in ribbons spaced 6-inch o.c.	-	-	*BASEGARD or TA SBS Ply*	OPTIONAL *HA SBS Ply, or TA SBS Ply*	*TPO XR HA*	**-400 (Lim. 9)**
C-A-21	-	*SECUROCK* installed with I.S.O. Stick applied in ribbons spaced 6-inch o.c.	-	-	SBS Poly Base or SBS Smooth in ASTM D 312, Type IV Asphalt	OPTIONAL *HA SBS Ply, or TA SBS Ply*	*TPO XR HA*	**-400 (Lim. 9)**

Assemblies with Adhered Membranes over Fastened Insulation over *Concrete Deck* (New, Existing, or *Recover*)							
System No.	Base Insulation	Top Insulation	Insulation Attachment	Base Ply	Ply Sheet	Membrane	*MDP* (psf)
C-AM-1	OPTIONAL *ISO* or *ISO CG*	Min. 1.5-inch *ISO HD-C*	*CD Fasteners & Plates* or *HD Fasteners & Insulation Plates* at 8 *per 4 ft x 8 ft board*	*BASEGARD*	OPTIONAL *HA SBS BUR Ply,* or *TA SBS Ply*	*TPO XR HA* or *TPO XR ISR*	**-37.5 (Lim. 7; Non-HVHZ)**
C-AM-2	*DensDeck Prime* secured with *CD Fasteners & Plates* or *HD Fasteners & Insulation Plates* at 8 *per 4 ft x 8 ft board* followed by *V-Force*	Min. 1.5-inch *ISO*	I.S.O. Stick or Twin Jet applied in ribbons spaced 12-inch o.c.	*BASEGARD*	OPTIONAL *HA SBS BUR Ply, or TA SBS Ply*	*TPO XR HA* or *TPO XR ISR*	**-45 (Lim. 7; Non-HVHZ)**

This evaluation report is provided for State of Florida product approval under Rule 61G20-3. The manufacturer shall notify CREEK Technical Services, LLC of any product changes or quality assurance changes throughout the duration for which this report is valid. This evaluation report does not express nor imply warranty, installation, recommended use, or other product attributes that are not specifically addressed herein.

Assemblies with Adhered Membranes over Fastened Insulation over *Concrete Deck* (New, Existing, or *Recover*)							
System No.	Base Insulation	Top Insulation	Insulation Attachment	Base Ply	Ply Sheet	Membrane	*MDP* (psf)
C-AM-3	*DensDeck Prime* secured with *CD Fasteners & Plates* or *HD Fasteners & Insulation Plates* at 8 *per 4 ft x 8 ft board* followed by *V-Force*	Layer 1: *ISO (Tapered)* Layer 2: *ISO HD* or *DensDeck Prime*,	Layer 1 & Layer 2 adhered in I.S.O. Stick or Twin Jet applied in ribbons spaced 12-inch o.c.	*BASEGARD* or *TA SBS Ply* w/DensDeck Prime only	OPTIONAL *HA SBS BUR Ply, or TA SBS Ply*	*TPO XR HA* or *TPO XR ISR*	**-45 (Lim. 7; Non-HVHZ)**
C-AM-4	OPTIONAL *ISO* or *ISO CG*	Min. 2-inch *ISO*	*CD Fasteners & Plates* or *HD Fasteners & Insulation Plates* at *12 per 4 ft x 8 ft board*	*BASEGARD*	OPTIONAL *HA SBS BUR Ply* or *TA SBS Ply*	*TPO XR HA* or *TPO XR ISR*	**-45 (Lim. 7; Non-HVHZ)**
C-AM-5	OPTIONAL *ISO* or *ISO CG*	*SECUROCK*	*CD Fasteners & Plates* or *HD Fasteners & Plates* at *10 per 4 ft x 8 ft board*	*BASEGARD*	OPTIONAL *HA SBS BUR Ply*, or *TA SBS Ply*	*TPO XR HA* or *TPO XR ISR*	**-45 (Lim. 7; Non-HVHZ)**
C-AM-6	OPTIONAL *ISO* or *ISO CG*	Min. 0.375-inch *SECUROCK*	*CD Fasteners & Plates* or *HD Fasteners & Plates* at *8 per 4 ft x 8 ft board*	*BASEGARD*	OPTIONAL *HA SBS BUR Ply*, or *TA SBS Ply*	*TPO XR HA* or *TPO XR ISR*	**-45 (Lim. 7; Non-HVHZ)**
C-AM-7	OPTIONAL Min. 2-inch *ISO*, *ISO (Tapered)* or *ISO CG*	*DensDeck Prime*	*HD Fasteners & Insulation Plates* at *18 per 4 ft x 8 ft board*	*TA SBS Ply* or *HA SBS BUR Ply*	OPTIONAL *TA SBS Ply* or *HA SBS BUR Ply*	*TPO XR HA* or *TPO XR ISR*	**-52.5 (Lim. 7)**
C-AM-8	OPTIONAL *ISO* or *ISO CG*	Min. 2-inch *ISO HD-C* laid perpendicular to flutes with staggered end joints	*CD Fasteners & Plates* or *HD Fasteners & Insulation Plates* at *8 per 4 ft x 8 ft board*	*BASEGARD*	OPTIONAL *HA SBS BUR Ply,* or *TA SBS Ply*	*TPO XR HA* or *TPO XR ISR*	**-52.5 (Lim. 7)**
C-AM-9	OPTIONAL *ISO* or *ISO CG*	Min 2.5-inch *ISO*	*CD Fasteners & Plates* or *HD Fasteners & Insulation Plates* at *15 per 4 ft x 8 ft board*	*BASEGARD*	OPTIONAL *HA SBS BUR Ply,* or *TA SBS Ply*	*TPO XR HA* or *TPO XR ISR*	**-52.5 (Lim 7)**
C-AM-10	Min. 1-inch *ISO* or *ISO CG*	*ISO HD*	*CD Fasteners & Plates* or *HD Fasteners & Insulation Plates* at *24 per 4 ft x 8 ft board*	*BASEGARD*	OPTIONAL *HA SBS BUR Ply,* or *TA SBS Ply*	*TPO XR HA* or *TPO XR ISR*	**-52.5 (Lim. 7)**
C-AM-11	OPTIONAL *ISO* or *ISO CG*	Min. 1.5-inch *ISO HD-C*	*CD Fasteners & Plates* or *HD Fasteners & Insulation Plates* at *12 per 4 ft x 8 ft board*	*BASEGARD*	OPTIONAL *HA SBS BUR Ply* or *TA SBS Ply*	*TPO XR HA* or *TPO XR ISR*	**-60 (Lim. 7)**

This evaluation report is provided for State of Florida product approval under Rule 61G20-3. The manufacturer shall notify CREEK Technical Services, LLC of any product changes or quality assurance changes throughout the duration for which this report is valid. This evaluation report does not express nor imply warranty, installation, recommended use, or other product attributes that are not specifically addressed herein.

Assemblies with Adhered Membranes over Fastened Insulation over *Concrete Deck* (New, Existing, or *Recover*)							
System No.	Base Insulation	Top Insulation	Insulation Attachment	Base Ply	Ply Sheet	Membrane	*MDP* (psf)
C-AM-12	OPTIONAL *ISO* or *ISO CG*	Min. 1.5-inch *ISO*	*CD Fasteners & Plates* or *HD Fasteners & Insulation Plates* at *18 per 4 ft x 8 ft board*	*BASEGARD*	OPTIONAL *HA SBS BUR Ply* or *TA SBS Ply*	*TPO XR HA* or *TPO XR ISR*	**-60 (Lim. 7)**
C-AM-13	Min. 1-inch *ISO* or *ISO CG*	Min. 0.5-inch *SECUROCK*	*CD Fasteners & Plates* or *HD Fasteners & Insulation Plates* at *15 per 4 ft x 8 ft board*	*BASEGARD*	OPTIONAL *HA SBS BUR Ply*, or *TA SBS Ply*	*TPO XR HA* or *TPO XR ISR*	**-60 (Lim. 7)**
C-AM-14	Min 0.5-inch ISO 95+GL or *ISO CG*	Min. 0.5-inch *SECUROCK*	*CD Fasteners & Plates* or *HD Fasteners & Insulation Plates* at *18 per 4 ft x 8 ft board*	*BASEGARD*	OPTIONAL *HA SBS BUR Ply*, or *TA SBS Ply-*	*TPO XR HA* or *TPO XR ISR*	**-60 (Lim. 7)**
C-AM-15	One or more layers of *ISO* or *ISO CG*	*SECUROCK*	*CD Fasteners & Plates* or *HD Fasteners & Insulation Plates* at *18 per 4 ft x 8 ft board*	*HA SBS Ply, or TA SBS Ply* (min. 3.75-inch side laps)	OPTIONAL *HA SBS Ply,* or *TA SBS Ply* (min. 3.75-inch side laps)	*TPO XR HA* or *TPO XR ISR*	**-67.5 (Lim. 7)**
C-AM-16	One or more layers of *ISO* or *ISO CG*	*SECUROCK*	*CD Fasteners & Plates* or *HD Fasteners & Insulation Plates* at *18 per 4 ft x 8 ft board*	*BASEGARD*	OPTIONAL HA SBS BUR Ply or TA SBS Ply	*TPO XR HA* or *TPO XR ISR*	**-67.5 (Lim. 7)**
C-AM-17	OPTIONAL *ISO* or *ISO CG*	Min. 1-inch *ISO CG* or Min. 0.5-inch *DensDeck Prime*	*CD Fasteners & Plates* or *HD Fasteners & Insulation Plates* at *20 per 4 ft x 8 ft board*	*BASEGARD*	OPTIONAL HA SBS BUR Ply or TA SBS Ply	*TPO XR HA* or *TPO XR ISR*	**-67.5 (Lim. 7)**
C-AM-18	OPTIONAL Min. 2-inch *ISO*, *ISO CG* or *ISO (Tapered)*	Min. 0.5-inch *DensDeck Prime*	*HD Fasteners & Insulation Plates* at *18 per 4 ft x 8 ft board*	*TA SBS Ply* or *HA SBS BUR Ply II*	OPTIONAL *TA SBS Ply* or *HA SBS BUR Ply II*	*TPO XR HA* or *TPO XR ISR*	**-67.5 (Lim. 7)**
C-AM-19	One or more layers of *ISO* or *ISO CG*	Min. 0.5-inch *DensDeck Prime*	*CD Fasteners & Plates* or *HD Fasteners & Insulation Plates* at *24 per 4 ft x 8 ft board*	*BASEGARD*	OPTIONAL HA SBS BUR Ply or TA SBS Ply	*TPO XR HA* or *TPO XR ISR*	**-75 (Lim. 7)**
C-AM-20	One or more layers of *ISO* or *ISO CG*	Min. 0.5-inch *DensDeck Prime*	*CD Fasteners & Plates* or *HD Fasteners & Insulation Plates* at *24 per 4 ft x 8 ft board*	*HA SBS BUR Ply, or TA SBS Ply*	OPTIONAL *BASEGARD*, *HA SBS BUR Ply, or TA SBS Ply*	*TPO XR HA* or *TPO XR ISR*	**-75 (Lim. 7)**
C-AM-21	One or more layers of *ISO* or *ISO CG*	Min. 0.5-inch *SECUROCK*	*CD Fasteners & Plates* or *HD Fasteners & Insulation Plates* at *18 per 4 ft x 8 ft board*	*HA SBS Ply, or TA SBS Ply* (min. 3.75-inch side laps)	OPTIONAL *HA SBS Ply,* or *TA SBS Ply* (min. 3.75-inch side laps)	*TPO XR HA* or *TPO XR ISR*	**-75 (Lim. 7)**
C-AM-22	One or more layers of *ISO* or *ISO CG*	Min. 0.5-inch *SECUROCK*	*CD Fasteners & Plates* or *HD Fasteners & Insulation Plates* at *18 per 4 ft x 8 ft board*	*BASEGARD*	OPTIONAL HA SBS BUR Ply or TA SBS Ply	*TPO XR HA* or *TPO XR ISR*	**-75 (Lim. 7)**

This evaluation report is provided for State of Florida product approval under Rule 61G20-3. The manufacturer shall notify CREEK Technical Services, LLC of any product changes or quality assurance changes throughout the duration for which this report is valid. This evaluation report does not express nor imply warranty, installation, recommended use, or other product attributes that are not specifically addressed herein.

Assemblies with Adhered Membranes over Fastened Insulation over *Concrete Deck* (New, Existing, or *Recover*)							
System No.	Base Insulation	Top Insulation	Insulation Attachment	Base Ply	Ply Sheet	Membrane	*MDP* (psf)
C-AM-23	OPTIONAL *ISO* or *ISO CG*	Min. 1.5-inch *ISO HD-C*	*CD Fasteners & Plates* or *HD Fasteners & Insulation Plates* at *18 per 4 ft x 8 ft board*	*BASEGARD*	OPTIONAL *HA SBS BUR Ply* or *TA SBS Ply*	*TPO XR HA* or *TPO XR ISR*	**-75 (Lim. 7)**
C-AM-24	OPTIONAL Min. 2-inch *ISO*, *ISO CG* or *ISO (Tapered)*	Min. 0.5-inch *DensDeck Prime*	*HD Fasteners & Insulation Plates* at *20 per 4 ft x 8 ft board*	*TA SBS Ply* or *HA SBS BUR Ply II*	OPTIONAL *TA SBS Ply* or *HA SBS BUR Ply II*	*TPO XR HA* or *TPO XR ISR*	**-75 (Lim. 7)**
C-AM-25	Min. 1.5-inch *ISO*	Min. 0.5-inch *SECUROCK*	*CD Fasteners & Plates* or *HD Fasteners & Insulation Plates* at *22 per 4 ft x 8 ft board*	*TA SBS Ply* (min. 3.75-inch side laps)	OPTIONAL *HA SBS BUR Ply,* or *TA SBS Ply* (min. 3.75-inch side laps)	*TPO XR HA* or *TPO XR ISR*	**-90 (Lim. 7)**
C-AM-26	OPTIONAL *ISO* or *ISO CG*	Min 2.5-inch *ISO-*	*CD Fasteners & Plates* or *HD Fasteners & Insulation Plates* at *32 per 4 ft x 8 ft board*	*BASEGARD*	OPTIONAL *HA SBS BUR Ply,* or *TA SBS Ply*	*TPO XR HA* or *TPO XR ISR*	**-97.5 (Lim 7)**
C-AM-27	OPTIONAL Min. 2-inch *ISO*, *ISO CG* or *ISO (Tapered)*	Min. 0.5-inch *DensDeck Prime*	*HD Fasteners & Insulation Plates* at *24 per 4 ft x 8 ft board*	*TA SBS Ply* or *HA SBS BUR Ply*	OPTIONAL *TA SBS Ply* or *HA SBS BUR Ply*	*TPO XR HA* or *TPO XR ISR*	**-97.5 (Lim. 7)**
C-AM-28	Min. 1.5-inch *ISO*	Min. 0.5-inch *SECUROCK*	*CD Fasteners & Plates* or *HD Fasteners & Insulation Plates* at *32 per 4 ft x 8 ft board*	*TA SBS Ply*	OPTIONAL *TA SBS Ply*	*TPO XR HA* or *TPO XR ISR*	**-150 (Lim. 7)**
C-AM-29	OPTIONAL Min. 2-inch *ISO*, *ISO CG* or *ISO (Tapered)*	Min. 0.5-inch *DensDeck Prime*	*HD Fasteners & Insulation Plates* at *32 per 4 ft x 8 ft board*	*TA SBS Ply* or *HA SBS BUR Ply*	OPTIONAL *TA SBS Ply* or *HA SBS BUR Ply*	*TPO XR HA* or *TPO XR ISR*	**-157.5 (Lim. 7)**

Adhered Assemblies over Cementitious Wood Fiber Deck (New or Existing)								
System No.	Base Insulation	Base Attachment	Top Insulation	Top Attachment	Base Ply	Ply Sheet	Membrane	*MDP (psf)*
CW-A-1	Min. 400 psi Celcore MF with HS Rheology Admixture	Poured-in-place	*DensDeck Prime*	I.S.O. Sick or Twin Jet ribbons spaced 12-inch o.c.	*BASEGARD, HA SBS BUR Ply,* or *TA SBS Ply*	OPTIONAL *HA SBS BUR Ply,* or *TA SBS Ply*	*TPO XR HA* or *TPO XR ISR*	**-145 (Lim. 9)**
CW-A-2	Min. 0.5-inch *ISO*	I.S.O. Stick Ribbons spaced 12-inch o.c.	*SECUROCK*	I.S.O. Sick or Twin Jet ribbons spaced 12-inch o.c.	*BASEGARD, HA SBS BUR Ply,* or *TA SBS Ply*	OPTIONAL *HA SBS BUR Ply,* or *TA SBS Ply*	*TPO XR HA* or *TPO XR ISR*	**-202.5 (Lim. 9)**

This evaluation report is provided for State of Florida product approval under Rule 61G20-3. The manufacturer shall notify CREEK Technical Services, LLC of any product changes or quality assurance changes throughout the duration for which this report is valid. This evaluation report does not express nor imply warranty, installation, recommended use, or other product attributes that are not specifically addressed herein.

Lightweight Insulating Concrete Assemblies with All Layers Adhered over *Concrete Deck* (New or Existing)								
System No.	Vapor Barrier	*LWIC*	Insulation/ Cover Board	Insulation/Cover Board Attachment	Base Ply	Ply Sheet	Membrane	*MDP (psf)*
LC-A-1	OPTIONAL *SBS TA Vapor Barrier*	Min. 300 psi *LWIC*	Min. 2-inch *ISO*	*CD Fasteners & Plates* or *HD Fasteners & Insulation Plates* at a rate of *18 per 4 ft x 8 ft board*	*BASEGARD*	OPTIONAL *HA SBS BUR Ply* or *TA SBS Ply*	*TPO XR HA* or *TPO XR ISR*	**-60 (Lim. 9)**
LC-A-2	-	Min. 200 psi Cellular Lightweight Insulating Concrete (MCRF ≥ 80 lbf using Elevate 1.7-inch LWC Base-Ply Fastener)	*DensDeck Prime*	I.S.O. Stick or Twin Jet ribbons spaced 12-inch o.c.	*BASEGARD, HA SBS BUR Ply,* or *TA SBS Ply*	OPTIONAL *HA SBS BUR Ply,* or *TA SBS Ply*	*TPO XR HA* or *TPO XR ISR*	**-76.5 (Lim. 9)**
LC-A-3	-	Min. 200 psi Cellular Lightweight Insulating Concrete (MCRF ≥ 80 lbf using Elevate 1.7-inch LWC Base-Ply Fastener)	*ISO HD*	I.S.O. Twin Pack Insulation Adhesive or Twin Jet ribbons spaced 12-inch o.c.	*BASEGARD, HA SBS BUR Ply,* or *TA SBS Ply*	OPTIONAL *HA SBS BUR Ply,* or *TA SBS Ply*	*TPO XR HA* or *TPO XR ISR*	**-76.5 (Lim. 9)**
LC-A-4	OPTIONAL *SBS TA Vapor Barrier*	Min. 300 psi Celcore MF with HS Rheology Admixture	*DensDeck Prime*	I.S.O. Stick or Twin Jet ribbons spaced 12-inch o.c.	*BASEGARD, HA SBS BUR Ply,* or *TA SBS Ply*	OPTIONAL *HA SBS BUR Ply,* or *TA SBS Ply*	*TPO XR HA* or *TPO XR ISR*	**-106 (Lim. 9)**
LC-A-5	OPTIONAL *SBS TA Vapor Barrier*	Min. 300 psi Celcore MF with HS Rheology Admixture	*ISO HD*	I.S.O. Twin Pack Insulation Adhesive or Twin Jet ribbons spaced 12-inch o.c.	*BASEGARD, HA SBS BUR Ply,* or *TA SBS Ply*	OPTIONAL *HA SBS BUR Ply,* or *TA SBS Ply*	*TPO XR HA* or *TPO XR ISR*	**-106 (Lim. 9)**
LC-A-6	OPTIONAL *SBS TA Vapor Barrier*	Min. 400 psi Celcore MF with HS Rheology Admixture	*SECUROCK*	*Insulation Adhesive III* ribbons spaced 12-inch o.c.	*BASEGARD, HA SBS BUR Ply,* or *TA SBS Ply*	OPTIONAL *HA SBS BUR Ply,* or *TA SBS Ply*	*TPO XR HA* or *TPO XR ISR*	**-127.5 (Lim. 9)**

This evaluation report is provided for State of Florida product approval under Rule 61G20-3. The manufacturer shall notify CREEK Technical Services, LLC of any product changes or quality assurance changes throughout the duration for which this report is valid. This evaluation report does not express nor imply warranty, installation, recommended use, or other product attributes that are not specifically addressed herein.

Lightweight Insulating Concrete Assemblies with All Layers Adhered over *Concrete Deck* (New or Existing)								
System No.	Vapor Barrier	*LWIC*	Insulation/ Cover Board	Insulation/Cover Board Attachment	Base Ply	Ply Sheet	Membrane	*MDP (psf)*
LC-A-7	-	Min. 350 psi Celcore MF with HS Rheology Admixture	Min. 1-inch *ISO* or *ISO CG*, Min. 2-inch *ISO HS-C*, or *ISO HD;* or Min. 1.5-inch *ISO* or *ISO CG* followed by *ISO HD*	I.S.O. Twin Pack Insulation Adhesive, I.S.O. Stick, or Twin Jet ribbons spaced 12-inch o.c.	*BASEGARD*	OPTIONAL *HA SBS BUR Ply,* or *TA SBS Ply*	*TPO XR HA* or *TPO XR ISR*	**-140 (Lim. 9)**
LC-A-8	-	Min. 350 psi Celcore MF with HS Rheology Admixture	Min. 1.5-inch *ISO* or *ISO CG* followed by *DensDeck Prime*	I.S.O. Twin Pack Insulation Adhesive, I.S.O. Stick, or Twin Jet ribbons spaced 12-inch o.c.	*HA SBS BUR Ply,* or *TA SBS Ply*	OPTIONAL *HA SBS BUR Ply,* or *TA SBS Ply*	*TPO XR HA* or *TPO XR ISR*	**-140 (Lim. 9)**
LC-A-9	-	Min. 300 psi Celcore MF with HS Rheology Admixture	*ISO HD*	*Insulation Adhesive III* ribbons spaced 12-inch o.c.	*BASEGARD*	OPTIONAL *HA SBS BUR Ply,* or *TA SBS Ply*	*TPO XR HA* or *TPO XR ISR*	**-172.5 (Lim. 9)**
LC-A-10	-	Min. 300 psi Celcore MF with HS Rheology Admixture	*DensDeck Prime*	I.S.O. Stick or Twin Jet ribbons spaced 12-inch o.c.	*BASEGARD*	OPTIONAL *HA SBS BUR Ply,* or *TA SBS Ply*	*TPO XR HA* or *TPO XR ISR*	**-177.5 (Lim. 9)**
LC-A-11	-	Min. 300 psi Celcore MF with HS Rheology Admixture	Min. 1-inch *ISO*	*Insulation Adhesive III;* Ribbons spaced 12-inch o.c.	*BASEGARD*	OPTIONAL *HA SBS BUR Ply,* or *TA SBS Ply*	*TPO XR HA* or *TPO XR ISR*	**-177.5 (Lim. 9)**
LC-A-12	-	Min. 350 psi Celcore MF with HS Rheology Admixture	Min. 1-inch *ISO CG*	I.S.O. Twin Pack Insulation Adhesive Ribbons spaced 12-inch o.c.	*BASEGARD*	OPTIONAL *TA SBS Ply*	*TPO XR HA* or *TPO XR ISR*	**-187.5 (Lim. 9)**
LC-A-13	-	Min. 350 psi Celcore MF with HS Rheology Admixture	Min. 1-inch *ISO* or *ISO CG*, or Min. 2-inch *ISO HD-C*	I.S.O. Stick Ribbons spaced 12-inch o.c.	*BASEGARD*	OPTIONAL *HA SBS Ply* or *TA SBS Ply*	*TPO XR HA* or *TPO XR ISR*	**-187.5 (Lim. 9)**

This evaluation report is provided for State of Florida product approval under Rule 61G20-3. The manufacturer shall notify CREEK Technical Services, LLC of any product changes or quality assurance changes throughout the duration for which this report is valid. This evaluation report does not express nor imply warranty, installation, recommended use, or other product attributes that are not specifically addressed herein.

Lightweight Insulating Concrete Assemblies with All Layers Adhered over *Concrete Deck* (New or Existing)								
System No.	Vapor Barrier	*LWIC*	Insulation/ Cover Board	Insulation/Cover Board Attachment	Base Ply	Ply Sheet	Membrane	*MDP (psf)*
LC-A-14	-	Min. 350 psi Celcore MF with HS Rheology Admixture	Min. 1.5-inch *ISO* or *ISO CG* followed by *ISO HD*	I.S.O. Stick Ribbons spaced 12-inch o.c.	*BASEGARD*	OPTIONAL *HA SBS Ply* or *TA SBS Ply*	*TPO XR HA* or *TPO XR ISR*	**-187.5 (Lim. 9)**
LC-A-15	-	Min. 350 psi Celcore MF with HS Rheology Admixture	Min. 1.5-inch *ISO* or *ISO CG* followed by *DensDeck Prime*	I.S.O. Stick Ribbons spaced 12-inch o.c.	*BASEGARD*	OPTIONAL *HA SBS Ply*	*TPO XR HA* or *TPO XR ISR*	**-187.5 (Lim. 9)**
LC-A-16	-	Min. 350 psi Celcore MF with HS Rheology Admixture	Min. 1.5-inch *ISO* or *ISO CG* followed by *DensDeck Prime* or *ISO HD*	I.S.O. Twin Pack Insulation Adhesive Ribbons spaced 12-inch o.c.	*BASEGARD*	OPTIONAL *HA SBS Ply*	*TPO XR HA* or *TPO XR ISR*	**-187.5 (Lim. 9)**
LC-A-17	-	Min. 350 psi Celcore MF with HS Rheology Admixture	Min. 2-inch *ISO HD-C*	I.S.O. Twin Pack Insulation Adhesive Ribbons spaced 12-inch o.c.	*BASEGARD*	OPTIONAL *HA SBS Ply*	*TPO XR HA* or *TPO XR ISR*	**-187.5 (Lim. 9)**
LC-A-18	-	Min. 350 psi Celcore MF with HS Rheology Admixture	Min. 1-inch *ISO CG*	I.S.O. Twin Pack Insulation Adhesive Ribbons spaced 12-inch o.c.	*BASEGARD*	OPTIONAL *HA SBS Ply*	*TPO XR HA* or *TPO XR ISR*	**-202.5 (Lim. 9)**
LC-A-19	-	Min. 350 psi Celcore MF with HS Rheology Admixture	Min. 1-inch *ISO*	I.S.O. Twin Pack Insulation Adhesive Ribbons spaced 12-inch o.c.	*BASEGARD*	OPTIONAL *TA SBS Ply*	*TPO XR HA* or *TPO XR ISR*	**-210 (Lim. 9)**
LC-A-20	-	Min. 350 psi Celcore MF with HS Rheology Admixture	Min. 1-inch *ISO*	I.S.O. Twin Pack Insulation Adhesive Ribbons spaced 12-inch o.c.	*BASEGARD*	OPTIONAL *HA SBS Ply*	*TPO XR HA* or *TPO XR ISR*	**-217.5 (Lim. 9)**
LC-A-21	-	Min. 350 psi Celcore MF with HS Rheology Admixture	Min. 2-inch *ISO HD-C* or Min. 1.5-inch *ISO* or *ISO CG* followed by *ISO HD*	I.S.O. Twin Pack Insulation Adhesive Ribbons spaced 12-inch o.c.	*BASEGARD*	OPTIONAL *TA SBS Ply*	*TPO XR HA* or *TPO XR ISR*	**-217.5 (Lim. 9)**

This evaluation report is provided for State of Florida product approval under Rule 61G20-3. The manufacturer shall notify CREEK Technical Services, LLC of any product changes or quality assurance changes throughout the duration for which this report is valid. This evaluation report does not express nor imply warranty, installation, recommended use, or other product attributes that are not specifically addressed herein.

Lightweight Insulating Concrete Assemblies with All Layers Adhered over *Concrete Deck* (New or Existing)								
System No.	Vapor Barrier	*LWIC*	Insulation/ Cover Board	Insulation/Cover Board Attachment	Base Ply	Ply Sheet	Membrane	*MDP (psf)*
LC-A-22	OPTIONAL *SBS TA Vapor Barrier*	Min. 400 psi Celcore MF with HS Rheology Admixture	*SECUROCK*	*Insulation Adhesive* Ribbons spaced 12-inch o.c.	*BASEGARD, HA SBS BUR Ply,* or *TA SBS Ply*	OPTIONAL *HA SBS BUR Ply,* or *TA SBS Ply*	*TPO XR HA* or *TPO XR ISR*	**-222.5 (Lim. 9)**

Lightweight Insulating Concrete Assemblies with Adhered Membranes over Fastened Insulation or Anchor Sheet over *Concrete Deck* (Existing)								
System No.	*LWIC*	Anchor Sheet	Insulation	Cover Board	Base Ply	Ply Sheet	Membrane	*MDP (psf)*
LC-AM-1	Mearlcrete, Celcore, or Celcore MF with HS Rheology Admixture	*MA Base* secured with 1.8-inch Two-Piece Impact Nail installed 7-inch o.c. in the 4-inch wide laps, 7-inch o.c. in two (2) staggered rows in the field	Min. 1-inch *ISO* or *ISO CG* installed with *Insulation Adhesive* applied in ribbons spaced 12-inch o.c.	OPTIONAL *ISO (Tapered)* or Tapered *ISO CG* installed with *Insulation Adhesive* applied in ribbons spaced 12-inch o.c.	*BASEGARD*	OPTIONAL *HA SBS BUR Ply,* or *TA SBS Ply*	*TPO XR HA* or *TPO XR ISR*	**-45 (Lim. 7; Non-HVHZ)**
LC-AM-2	Mearlcrete, Celcore, or Celcore MF with HS Rheology Admixture	*MA Base* secured with 1.8-inch Two-Piece Impact Nail installed 7-inch o.c. in the 4-inch wide laps, 7-inch o.c. in two (2) staggered rows in the field	Min. 1-inch *ISO* or *ISO CG* installed with *Insulation Adhesive* applied in ribbons spaced 12-inch o.c. Followed by OPTIONAL *ISO (Tapered)* or Tapered *ISO CG* installed with *Insulation Adhesive* applied in ribbons spaced 12-inch o.c.	*DensDeck Prime* installed with *Insulation Adhesive* applied in ribbons spaced 12-inch o.c.	*BASEGARD*	OPTIONAL *HA SBS BUR Ply,* or *TA SBS Ply*	*TPO XR HA* or *TPO XR ISR*	**-45 (Lim. 7; Non-HVHZ)**

This evaluation report is provided for State of Florida product approval under Rule 61G20-3. The manufacturer shall notify CREEK Technical Services, LLC of any product changes or quality assurance changes throughout the duration for which this report is valid. This evaluation report does not express nor imply warranty, installation, recommended use, or other product attributes that are not specifically addressed herein.

Mechanically Fastened Lightweight Insulating Concrete Assemblies over *Concrete Deck* (New or Existing)						
System No.	*LWIC*	Base Sheet	Base Sheet Attachment	Ply Sheet	Membrane	*MDP (psf)*
LC-M-1	Min. 300 psi Celcore MF with HS Rheology Admixture	SBS PolyBase	1.7-inch LWC Base-Ply Fastener installed 9-inch o.c. in the 3.4-inch wide side laps, 9-inch o.c. in two (2) equally spaced, staggered rows in the field	*BASEGARD, HA SBS BUR Ply, or TA SBS Ply*	*TPO XR HA* or *TPO XR ISR*	**-37.5 (Lim. 7; Non - HVHZ)**
LC-M-2	Min. 350 psi Elastizell	SBS Poly Torch Base	1.8-inch Twin Loc-Nails and Straight Line Batten Bars secured 6-inch o.c. within the torch adhered, 4-inch wide side laps	SBS Poly Torch Base Torch adhered	*TPO XR HA* or *TPO XR ISR*	**-45 (Lim. 7)**
LC-M-3	Min. 300 psi Mearlcrete	*MA Base*	1.7-inch LWC Base-Ply Fastener installed 7-inch o.c. in the laps, 7-inch o.c. in two (2) equally spaced, staggered rows in the field	*HA SBS BUR Ply, or TA SBS Ply*	*TPO XR HA* or *TPO XR ISR*	**-45 (Lim. 7)**
LC-M-4	Min. 300 psi Elastizell	*SBS Base Sheet*	1.7-inch LWC Base-Ply Fastener installed 9-inch o.c. in the laps, 9-inch o.c. in two (2) staggered rows in the field	*BASEGARD*	*TPO XR HA* or *TPO XR ISR*	**-45 (Lim. 7)**
LC-M-5	Min. 380 psi Celcore MF with HS Rheology Admixture	*SBS Base Sheet*	1.8-inch Two-Piece Impact Nail installed 8-inch o.c. in the laps, 8-inch o.c. in two (2) staggered rows in the field	*BASEGARD, HA SBS BUR Ply, or TA SBS Ply*	*TPO XR HA* or *TPO XR ISR*	**-52.5 (Lim. 7)**
LC-M-6	Min. 200 psi Cellular Lightweight Insulating Concrete (MCRF ≥ 176 lbf)	*MA Base*	1.7-inch LWC Base-Ply Fastener installed 7-inch o.c. in the laps, 7-inch o.c. in two (2) equally spaced, staggered rows in the field	*HA SBS BUR Ply, or TA SBS Ply*	*TPO XR HA* or *TPO XR ISR*	**-60 (Lim. 7)**
LC-M-7	Min. 300 psi Celcore MF with HS Rheology Admixture	*MA Base*	1.7-inch LWC Base-Ply Fastener installed 7-inch o.c. in the laps, 7-inch o.c. in two (2) equally spaced, staggered rows in the field	*HA SBS BUR Ply, or TA SBS Ply*	*TPO XR HA* or *TPO XR ISR*	**-60 (Lim. 7)**
LC-M-8	Min. 380 psi Celcore MF with HS Rheology Admixture	*MA Base*	1.7-inch LWC Base-Ply Fastener installed 8-inch o.c. in the laps, 8-inch o.c. in two (2) staggered rows in the field	*HA SBS BUR Ply, or TA SBS Ply*	*TPO XR HA* or *TPO XR ISR*	**-60 (Lim. 7)**
LC-M-9	Min. 360 psi Celcore MF with HS Rheology Admixture	Channel Venting Base, SBS Base, SBS Glass Torch Base, SBS Glass Torch Base 1.5 or SBS PolyTorch Base	1.8-inch Two-Piece Impact Nail installed 7-inch o.c. in the laps, 7-inch o.c. in two (2) staggered rows in the field	*BASEGARD, HA SBS Ply, or TA SBS Ply*	*TPO XR HA* or *TPO XR ISR*	**-67.5 (Lim. 7)**
LC-M-10	Min. 300 psi Celcore MF with HS Rheology Admixture	*MA Base*	1.7-inch LWC Base-Ply Fastener installed 7-inch o.c. in the laps, 7-inch o.c. in two (2) staggered rows in the field	*HA SBS Ply, or TA SBS Ply*	*TPO XR HA* or *TPO XR ISR*	**-75 (Lim. 7)**

This evaluation report is provided for State of Florida product approval under Rule 61G20-3. The manufacturer shall notify CREEK Technical Services, LLC of any product changes or quality assurance changes throughout the duration for which this report is valid. This evaluation report does not express nor imply warranty, installation, recommended use, or other product attributes that are not specifically addressed herein.

Adhered Lightweight Insulating Concrete Assemblies over *Steel Deck* (New or Existing)								
System No.	*Deck Detail*	*LWIC*	Insulation/Cover Board	Insulation/Cover Board Attachment	Base Ply	Ply Sheet	Membrane	*MDP* (psf)
LS-A-1	*G40, F1, L6*	Min. 300 psi Celcore MF with HS Rheology	*DensDeck Prime*	I.S.O. Stick or Twin Jet; Ribbons spaced 12-inch o.c.	*BASEGARD, HA SBS BUR Ply,* or *TA SBS Ply*	OPTIONAL *HA SBS BUR Ply,* or *TA SBS Ply*	*TPO XR HA* or *TPO XR ISR*	**-45 (Lim. 9)**
LS-A-2	*G40, F1, L6*	Min. 300 psi Celcore MF with HS Rheology	*ISO HD*	I.S.O. Twin Pack Insulation Adhesive or Twin Jet; Ribbons spaced 12-inch o.c.	*BASEGARD, HA SBS BUR Ply,* or *TA SBS Ply*	OPTIONAL *HA SBS BUR Ply,* or *TA SBS Ply*	*TPO XR HA* or *TPO XR ISR*	**-45 (Lim. 9)**
LS-A-3	*G40, F1W, L5, S12*	Min. 300 psi *LWIC*	Min. 2-inch *ISO*	*AP Fasteners and Plates* at a rate of *18 per 4 ft x 8 ft board*	*BASEGARD*	OPTIONAL *HA SBS BUR Ply* or *TA SBS Ply*	*TPO XR HA* or *TPO XR ISR*	**-60 (Lim. 9)**
LS-A-4	*G40, F1, L5*	Min. 300 psi Elastizell	*DensDeck Prime*	I.S.O. Stick or Twin Jet; Ribbons spaced 12-inch o.c.	*BASEGARD, HA SBS BUR Ply,* or *TA SBS Ply*	OPTIONAL *HA SBS BUR Ply,* or *TA SBS Ply*	*TPO XR HA* or *TPO XR ISR*	**-67.5 (Lim. 9)**
LS-A-5	*G40, F1, L5*	Min. 300 psi Elastizell	*ISO HD*	I.S.O. Twin Pack Insulation Adhesive or Twin Jet; Ribbons spaced 1 2-inch o.c.	*BASEGARD, HA SBS BUR Ply,* or *TA SBS Ply*	OPTIONAL *HA SBS BUR Ply,* or *TA SBS Ply*	*TPO XR HA* or *TPO XR ISR*	**-67.5 (Lim. 9)**
LS-A-6	*G40, F1, L6*	Min. 300 psi Celcore MF with HS Rheology Admixture Heavy Duty Fasteners and Insulation Fastening Plates through-fastened to *Steel Deck* at a rate of 1 per 2 ft^2	*DensDeck Prime*	I.S.O. Stick or Twin Jet; Ribbons spaced 12-inch o.c.	*BASEGARD, HA SBS BUR Ply,* or *TA SBS Ply*	OPTIONAL *HA SBS BUR Ply,* or *TA SBS Ply*	*TPO XR HA* or *TPO XR ISR*	**-90 (Lim. 9)**
LS-A-7	*G40, F1, L6*	Min. 300 psi Celcore MF with HS Rheology Pre-Assembled Heavy Duty Fasteners and Insulation Plates through-fastened to *Steel Deck* at a rate of 1 per 2 ft^2	*ISO HD*	I.S.O. Twin Pack Insulation Adhesive or Twin Jet; Ribbons spaced 12-inch o.c.	*BASEGARD, HA SBS BUR Ply,* or *TA SBS Ply*	OPTIONAL *HA SBS BUR Ply,* or *TA SBS Ply*	*TPO XR HA* or *TPO XR ISR*	**-90 (Lim. 9)**

This evaluation report is provided for State of Florida product approval under Rule 61G20-3. The manufacturer shall notify CREEK Technical Services, LLC of any product changes or quality assurance changes throughout the duration for which this report is valid. This evaluation report does not express nor imply warranty, installation, recommended use, or other product attributes that are not specifically addressed herein.

Adhered Lightweight Insulating Concrete Assemblies over *Steel Deck* (New or Existing)								
System No.	*Deck Detail*	*LWIC*	Insulation/Cover Board	Insulation/Cover Board Attachment	Base Ply	Ply Sheet	Membrane	*MDP* (psf)
LS-A-8	*G40, F1, L6*	Min. 300 psi Elastizell Pre-Assembled Heavy Duty Fasteners and Insulation Plates through-fastened to Steel Deck at a rate of 1 per 2 ft^2	*DensDeck Prime*	I.S.O. Stick or Twin Jet; Ribbons spaced 12-inch o.c.	*BASEGARD, HA SBS BUR Ply,* or *TA SBS Ply*	OPTIONAL *HA SBS BUR Ply,* or *TA SBS Ply*	*TPO XR HA* or *TPO XR ISR*	**-135 (Lim. 9)**
LS-A-9	*G40, F1, L6*	Min. 300 psi Elastizell Pre-Assembled Heavy Duty Fasteners and Insulation Plates through-fastened to Steel Deck at a rate of 1 per 2 ft^2	*ISO HD*	I.S.O. Twin Pack Insulation Adhesive or Twin Jet; Ribbons spaced 12-inch o.c.	*BASEGARD, HA SBS BUR Ply,* or *TA SBS Ply*	OPTIONAL *HA SBS BUR Ply,* or *TA SBS Ply*	*TPO XR HA* or *TPO XR ISR*	**-135 (Lim. 9)**

Lightweight Concrete Assemblies with Adhered Membranes over Fastened Insulation or Anchor Sheet over *Steel Deck* (Existing)									
System No.	Deck Detail	LWIC	Anchor Sheet	Insulation	Cover Board	Base Ply	Ply Sheet	Membrane	*MDP (psf)*
LS-AM-1	*G40*	Mearlcrete, Celcore, or Celcore MF with HS Rheology Admixture	*MA Base* secured with 1.8-inch Two-Piece Impact Nail installed 7-inch o.c. in the 4-inch wide laps, 7-inch o.c. in two (2) staggered rows in the field	Min. 1-inch *ISO* or *ISO CG* installed with *Insulation Adhesive* applied in ribbons spaced 12-inch o.c.	OPTIONAL *ISO (Tapered)* or Tapered *ISO CG* installed with *Insulation Adhesive* applied in ribbons spaced 12-inch o.c.	*BASEGARD*	OPTIONAL *HA SBS BUR Ply,* or *TA SBS Ply*	*TPO XR HA* or *TPO XR ISR*	**-45 (Lim. 7; Non-HVHZ)**

This evaluation report is provided for State of Florida product approval under Rule 61G20-3. The manufacturer shall notify CREEK Technical Services, LLC of any product changes or quality assurance changes throughout the duration for which this report is valid. This evaluation report does not express nor imply warranty, installation, recommended use, or other product attributes that are not specifically addressed herein.

Lightweight Concrete Assemblies with Adhered Membranes over Fastened Insulation or Anchor Sheet over *Steel Deck* (Existing)									
System No.	Deck Detail	LWIC	Anchor Sheet	Insulation	Cover Board	Base Ply	Ply Sheet	Membrane	*MDP (psf)*
LS-AM-2	*G40*	Mearlcrete, Celcore, or Celcore MF with HS Rheology Admixture	*MA Base* secured with 1.8-inch Two-Piece Impact Nail installed 7-inch o.c. in the 4-inch wide laps, 7-inch o.c. in two (2) staggered rows in the field	Min. 1-inch *ISO* or *ISO CG* installed with *Insulation Adhesive* applied in ribbons spaced 12-inch o.c. Followed by OPTIONAL *ISO (Tapered)* or Tapered *ISO CG* installed with *Insulation Adhesive* applied in ribbons spaced 12-inch o.c.	*DensDeck Prime* installed with *Insulation Adhesive* applied in ribbons spaced 12-inch o.c.	*BASEGARD*	OPTIONAL *HA SBS BUR Ply,* or *TA SBS Ply*	*TPO XR HA* or *TPO XR ISR*	**-45 (Lim. 7; Non-HVHZ)**
LS-AM-3	*G40, F1W, L5, S12*	Min. 300 psi *LWIC*	-	Min. 2-inch *ISO* installed with *AP Fasteners and Plates* at a rate of *18 per 4 ft x 8 ft board*	-	*BASEGARD*	OPTIONAL *HA SBS BUR Ply* or *TA SBS Ply*	*TPO XR HA* or *TPO XR ISR*	**-60 (Lim. 9)**

Mechanically Fastened Lightweight Insulating Concrete Assemblies over *Steel Deck* (New or Existing)							
System No.	*Deck Detail*	*LWIC*	Base Sheet	Base Sheet Attachment	Ply Sheet	Membrane	*MDP* (psf)
LS-M-1	*G40, P, L5, S18*	Min. 300 psi Celcore MF with HS Rheology Admixture over a deck treated with Celcore S-1	SBS PolyBase	1.7-inch LWC Base-Ply Fastener installed 9-inch o.c. in the 3.4-inch wide side laps, 9-inch o.c. in two (2) equally spaced, staggered rows in the field	*BASEGARD, HA SBS BUR Ply, or TA SBS Ply*	*TPO XR HA* or *TPO XR ISR*	**-37.5 (Lim. 7; Non - HVHZ)**
LS-M-2	*G40, P, L5, S12*	Min. 350 psi Elastizell	SBS Poly Torch Base	1.8-inch Twin Loc-Nails and Straight Line Batten Bars secured 6-inch o.c. within the torch adhered, 4-inch wide side laps	SBS Poly Torch Base Torch adhered	*TPO XR HA* or *TPO XR ISR*	**-45 (Lim. 7)**
LS-M-3	*G40, P, L6*	Min. 300 psi Mearlcrete	*MA Base*	1.7-inch LWC Base-Ply Fastener installed 7-inch o.c. in the laps, 7-inch o.c. in two (2) staggered rows in the field	*HA SBS BUR Ply, or TA SBS Ply*	*TPO XR HA* or *TPO XR ISR*	**-45 (Lim. 9)**

This evaluation report is provided for State of Florida product approval under Rule 61G20-3. The manufacturer shall notify CREEK Technical Services, LLC of any product changes or quality assurance changes throughout the duration for which this report is valid. This evaluation report does not express nor imply warranty, installation, recommended use, or other product attributes that are not specifically addressed herein.

Mechanically Fastened Lightweight Insulating Concrete Assemblies over *Steel Deck* (New or Existing)							
System No.	*Deck Detail*	*LWIC*	Base Sheet	Base Sheet Attachment	Ply Sheet	Membrane	*MDP* (psf)
LS-M-4	*G40, P, L5, S12*	Min. 300 psi Elastizell	*SBS Base Sheet*	1.7-inch LWC Base-Ply Fastener installed 9-inch o.c. in the laps, 9-inch o.c. in two (2) staggered rows in the field	*BASEGARD*	*TPO XR HA* or *TPO XR ISR*	**-45 (Lim. 7)**
LS-M-5	*G40, P, L6, S18*	Min. 380 psi Celcore MF with HS Rheology Admixture over a deck treated with Celcore S-1	*SBS Base Sheet*	1.8-inch Two-Piece Impact Nail installed 8-inch o.c. in the laps, 8-inch o.c. in two (2) staggered rows in the field	*BASEGARD, HA SBS BUR Ply, or TA SBS Ply*	*TPO XR HA* or *TPO XR ISR*	**-52.5 (Lim. 7)**
LS-M-6	*G40, F1, L5, S12*	Min. 200 psi Cellular Lightweight Insulating Concrete (MCRF ≥ 176 lbf)	*MA Base*	1.7-inch LWC Base-Ply Fastener installed 7-inch o.c. in the laps, 7-inch o.c. in two (2) staggered rows in the field	*HA SBS BUR Ply, or TA SBS Ply*	*TPO XR HA* or *TPO XR ISR*	**-60 (Lim. 7)**
LS-M-7	*G40, F1, L5, S12*	Min. 300 psi Celcore MF with HS Rheology Admixture	*MA Base*	1.7-inch LWC Base-Ply Fastener installed 7-inch o.c. in the laps, 7-inch o.c. in two (2) staggered rows in the field	*HA SBS BUR Ply, or TA SBS Ply*	*TPO XR HA* or *TPO XR ISR*	**-60 (Lim. 7)**
LS-M-8	*G40, P, L6, S18*	Min. 380 psi Celcore MF with HS Rheology Admixture over a deck treated with Celcore S-1	*MA Base*	1.7-inch LWC Base-Ply Fastener installed 8-inch o.c. in the laps, 8-inch o.c. in two (2) staggered rows in the field	*HA SBS BUR Ply, or TA SBS Ply*	*TPO XR HA* or *TPO XR ISR*	**-60 (Lim. 7)**
LS-M-9	*G40, P, L6, S18*	Min. 360 psi Celcore MF with HS Rheology Admixture over a deck treated with Celcore S-1	Channel Venting Base, SBS Base, SBS Glass Torch Base, SBS Glass Torch Base 1.5 or SBS PolyTorch Base	1.8-inch Two-Piece Impact Nail installed 7-inch o.c. in the laps, 7-inch o.c. in two (2) staggered rows in the field	*BASEGARD, HA SBS Ply, or*	*TPO XR HA* or *TPO XR ISR*	**-67.5 (Lim. 7)**
LS-M-10	*G40, F1, L6, S18*	Min. 370 psi Celcore MF with HS Rheology Admixture over a deck treated with Celcore S-1	*MA Base IV*	1.7-inch LWC Base-Ply Fastener installed 7-inch o.c. in-lap and 7-inch o.c. in two (2) equally spaced, staggered rows in the field	*TA SBS Ply*	*TPO XR HA* or *TPO XR ISR*	**-67.5 (Lim. 7)**
LS-M-11	*G40, P, L6, S18*	Min. 300 psi Celcore MF with HS Rheology Admixture over a deck treated with Celcore S-1	*MA Base*	1.7-inch LWC Base-Ply Fastener installed 7-inch o.c. in the laps, 7-inch o.c. in two (2) staggered rows in the field	*HA SBS Ply, or TA SBS Ply*	*TPO XR HA* or *TPO XR ISR*	**-75 (Lim. 7)**

This evaluation report is provided for State of Florida product approval under Rule 61G20-3. The manufacturer shall notify CREEK Technical Services, LLC of any product changes or quality assurance changes throughout the duration for which this report is valid. This evaluation report does not express nor imply warranty, installation, recommended use, or other product attributes that are not specifically addressed herein.

***Recover* Assemblies with Adhered Membranes over Fastened Insulation**							
System No.	*Deck Detail*	Insulation	Insulation Attachment	Base Ply	Ply Sheet	Membrane	*MDP* (psf)
R-AM-1	*Steel Deck (G33, F1, L6, S24) or Concrete Deck*	*ISO HD*	*AP Fasteners & Plates* for *Steel Deck* or *CD Fasteners & Plates* or *HD Fasteners & Insulation Plates* for *Concrete Deck* at *24 per 4 ft x 8 ft board*	*BASEGARD*	OPTIONAL *HA SBS BUR Ply,* or *TA SBS Ply*	*TPO XR HA* or *TPO XR ISR*	**-52.5 (Lim. 7)**
R-AM-2	Min. 300 psi *LWIC* over *Steel Deck (G33, F1W, L5, S12) or Concrete Deck*	Min. 2-inch *ISO*	*AP Fasteners & Plates* for *Steel Deck* or *CD Fasteners & Plates* or *HD Fasteners & Insulation Plates* for *Concrete Deck 18 per 4 ft x 8 ft board*	*BASEGARD*	OPTIONAL *HA SBS BUR Ply* or *TA SBS Ply*	*TPO XR HA* or *TPO XR ISR*	**-60 (Lim. 7)**
R-AM-3	*Steel Deck (G33, P, L6, S24) or Concrete Deck*	Min. 0.5-inch *SECUROCK*	*AP Fasteners & Plates* for *Steel Deck* or *CD Fasteners & Plates* or *HD Fasteners & Insulation Plates* for *Concrete Deck* at *15 per 4 ft x 8 ft board*	*BASEGARD*	OPTIONAL *HA SBS BUR Ply*, or *TA SBS Ply*	*TPO XR HA* or *TPO XR ISR*	**-60 (Lim. 7)**
R-AM-4	*Steel Deck (G33, F1, L6, S24) or Concrete Deck*	*SECUROCK*	*AP Fasteners & Plates* for *Steel Deck* or *CD Fasteners & Plates* or *HD Fasteners & Insulation Plates* for *Concrete Deck* at *18 per 4 ft x 8 ft board*	*HA SBS Ply, or TA SBS Ply* (min. 3.75-inch side laps)	OPTIONAL *HA SBS Ply,* or *TA SBS Ply* (min. 3.75-inch side laps)	*TPO XR HA* or *TPO XR ISR*	**-67.5 (Lim. 7)**
R-AM-5	*Steel Deck (G33, F1, L6, S24) or Concrete Deck*	*SECUROCK*	*AP Fasteners & Plates* for *Steel Deck* or *CD Fasteners & Plates* or *HD Fasteners & Insulation Plates* for *Concrete Deck* at *18 per 4 ft x 8 ft board*	*BASEGARD*	OPTIONAL HA SBS BUR Ply or TA SBS Ply	*TPO XR HA* or *TPO XR ISR*	**-67.5 (Lim. 7)**
R-AM-6	*Steel Deck (G33, P, L6, S24) or Concrete Deck*	Min. 0.5-inch *DensDeck Prime*	*AP Fasteners & Plates* for *Steel Deck* or *CD Fasteners & Plates* or *HD Fasteners & Insulation Plates* for *Concrete Deck* at *24 per 4 ft x 8 ft board*	*BASEGARD*	OPTIONAL HA SBS BUR Ply or TA SBS Ply	*TPO XR HA* or *TPO XR ISR*	**-75 (Lim. 7)**
R-AM-7	*Steel Deck (G33, P, L6, S24) or Concrete Deck*	Min. 0.5-inch *DensDeck Prime*	*AP Fasteners & Plates* for *Steel Deck* or *CD Fasteners & Plates* or *HD Fasteners & Insulation Plates* for *Concrete Deck* at *24 per 4 ft x 8 ft board*	*HA SBS BUR Pl, or TA SBS Ply*	OPTIONAL *BASEGARD, HA SBS BUR Ply, or TA SBS Ply*	*TPO XR HA* or *TPO XR ISR*	**-75 (Lim. 7)**
R-AM-8	*Steel Deck (G33, F1, L6, S24) or Concrete Deck*	Min. 0.5-inch *SECUROCK*	*AP Fasteners & Plates* for *Steel Deck* or *CD Fasteners & Plates* or *HD Fasteners & Insulation Plates* for *Concrete Deck* at *18 per 4 ft x 8 ft board*	*HA SBS Ply* or *TA SBS Ply* (min. 3.75-inch side laps)	OPTIONAL *HA SBS Ply,* or *TA SBS Ply* (min. 3.75-inch side laps)	*TPO XR HA* or *TPO XR ISR*	**-75 (Lim. 7)**
R-AM-9	*Steel Deck (G33, F1, L6, S24) or Concrete Deck*	Min. 0.5-inch *SECUROCK*	*AP Fasteners & Plates* for *Steel Deck* or *CD Fasteners & Plates* or *HD Fasteners & Insulation Plates* for *Concrete Deck* at *18 per 4 ft x 8 ft board*	*BASEGARD*	OPTIONAL HA SBS BUR Ply or TA SBS Ply	*TPO XR HA* or *TPO XR ISR*	**-75 (Lim. 7)**

This evaluation report is provided for State of Florida product approval under Rule 61G20-3. The manufacturer shall notify CREEK Technical Services, LLC of any product changes or quality assurance changes throughout the duration for which this report is valid. This evaluation report does not express nor imply warranty, installation, recommended use, or other product attributes that are not specifically addressed herein.

***Recover* Assemblies with Adhered Membranes over Fastened Insulation**							
System No.	*Deck Detail*	Insulation	Insulation Attachment	Base Ply	Ply Sheet	Membrane	*MDP* (psf)
R-AM-10	*Steel Deck (G80, F1, L6, S30) or Concrete Deck*	Min. 0.5-inch *SECUROCK*	*AP Fasteners & Plates* for *Steel Deck* or *CD Fasteners & Plates* or *HD Fasteners & Insulation Plates* for *Concrete Deck* at *22 per 4 ft x 8 ft board*	*TA SBS Ply* (min. 3.75-inch side laps)	OPTIONAL *HA SBS BUR Ply,* or *TA SBS Ply* (min. 3.75-inch side laps)	*TPO XR HA* or *TPO XR ISR*	**-90 (Lim. 7)**
R-AM-11	*Steel Deck (G33, F1, L6, S30) or Concrete Deck*	Min. 0.5-inch *SECUROCK*	*AP Fasteners & Plates* for *Steel Deck* or *CD Fasteners & Plates* or *HD Fasteners & Insulation Plates* for *Concrete Deck* at *22 per 4 ft x 8 ft board*	*TA SBS Ply* (min. 3.75-inch side laps)	OPTIONAL *HA SBS BUR Ply, or TA SBS Ply* (min. 3.75-inch side laps)	*TPO XR HA* or *TPO XR ISR*	**-90 (Lim. 7)**
R-AM-12	*Steel Deck (G80, F2, L6, S12) or Concrete Deck*	Min. 0.5-inch *SECUROCK*	*AP Fasteners & Plates* for *Steel Deck* or *CD Fasteners & Plates* or *HD Fasteners & Insulation Plates* for *Concrete Deck* at *32 per 4 ft x 8 ft board*	*TA SBS Ply*	OPTIONAL *TA SBS Ply*	*TPO XR HA* or *TPO XR ISR*	**-150 (Lim. 7)**

***Recover* Assemblies with Mechanically Fastened Base Sheet**							
System No.	*Deck Detail*	Existing Roof	Base Sheet	Base Sheet Attachment	Ply Sheet	Membrane	*MDP* (psf)
R-M-1	Gypsum Deck	-	SBS Poly Torch Base with 6-inch wide torch adhered side laps fully encapsulating batten bar	Trufast Twin Loc-Nail Batten Fastener with minimum 1.8-inch penetration into gypsum installed 6-inch o.c. along the Trufast Twin Loc Coiled Batten Bar, Batten bar placed in-lap, 33.4-inch o.c.	OPTIONAL *TA SBS Ply*	*TPO XR HA;* or *TPO XR ISR* adhered 33.4-inch o.c. over base sheet side laps	**-30 (Lim. 7; Non-HVHZ)**
R-M-2	*Steel Deck (G33, P, L6, S18)* or *Concrete Deck*	Min. 380 psi Celcore MF with HS Rheology Admixture	*SBS Base Sheet*	Two-Piece Impact Nail with minimum 1.8-inch penetration into LWIC installed 8-inch o.c. in the laps, 8-inch o.c. in two (2) staggered rows in the field	*BASEGARD, HA SBS BUR Ply, or TA SBS Ply*	*TPO XR HA* or *TPO XR ISR*	**-52.5 (Lim. 7)**
R-M-3	*Steel Deck (G33, P, L6, S18)* treated with Celcore S-1	Min. 420 psi Celcore MF with HS Rheology Admixture	*MA Base IV*	Two-Piece Impact Nail with minimum 1.8-inch penetration into LWIC installed 9-inch o.c. in-lap and 9-inch o.c. in two (2) staggered rows in the field	*TA SBS Ply*	*TPO XR HA* or *TPO XR ISR*	**-52.5 (Lim. 7)**
R-M-4	*Steel Deck (G33, P, L6, S18)*	Min. 360 psi Celcore MF with HS Rheology Admixture	*MA Base IV* (no SBS Base-P)	Two-Piece Impact Nail with minimum 1.8-inch penetration into LWIC installed 7-inch o.c. in the laps, 7-inch o.c. in two (2) staggered rows in the field	*BASEGARD, HA SBS Ply, or TA SBS Ply*	*TPO XR HA* or *TPO XR ISR*	**-67.5 (Lim. 7)**

This evaluation report is provided for State of Florida product approval under Rule 61G20-3. The manufacturer shall notify CREEK Technical Services, LLC of any product changes or quality assurance changes throughout the duration for which this report is valid. This evaluation report does not express nor imply warranty, installation, recommended use, or other product attributes that are not specifically addressed herein.

***Recover* Assemblies with Mechanically Fastened Base Sheet**							
System No.	*Deck Detail*	Existing Roof	Base Sheet	Base Sheet Attachment	Ply Sheet	Membrane	*MDP* (psf)
R-M-5	*Steel Deck (G33, P, L6, S24)* or *Concrete Deck*	Min. 190 psi Elastizell	*MA Base III*	*AP Fasteners and Plates* installed 12-inch o.c. in the laps, 12-inch o.c. in two (2) staggered rows in the field	*BASEGARD, HA SBS Ply, or TA SBS Ply*	*TPO XR HA* or *TPO XR ISR*	**-75 (Lim. 7)**
R-M-6	*Concrete Deck*	Min. 190 psi Elastizell	*MA Base III*	*CD Fasteners & Plates* or *HD Fasteners & Insulation Plates* installed 12-inch o.c. in the laps, 12-inch o.c. in two (2) staggered rows in the field	*BASEGARD, HA SBS Ply, or TA SBS Ply*	*TPO XR HA* or *TPO XR ISR*	**-75 (Lim. 7)**

Assemblies with Adhered Membranes over Fastened Insulation over *Steel Deck* (New, Existing, or *Recover*)								
System No.	*Deck Detail*	Base Insulation	Top Insulation	Insulation Attachment	Base Ply	Ply Sheet	Membrane	*MDP* (psf)
S-AM-1	*G40*	*ISO* or *ISO CG*	Min. 0.5-inch Structodek High Density Fiberboard	*HD Fasteners & Plates* at *8 per 4 ft x 4 ft board*	*HA SBS BUR Ply*	OPTIONAL *HA SBS BUR Ply, or TA SBS Ply*	*TPO XR HA* or *TPO XR ISR*	**-30 (Lim. 7; Non-HVHZ)**
S-AM-2	*G40, L6, S24*	OPTIONAL *ISO* or *ISO CG*	Min. 1.5-inch *ISO HD-C*	*AP Fasteners & Plates* at *8 per 4 ft x 8 ft board*	*BASEGARD*	OPTIONAL *HA SBS BUR Ply,* or *TA SBS Ply*	*TPO XR HA* or *TPO XR ISR*	**-37.5 (Lim. 7; Non-HVHZ)**
S-AM-3	*G40*	*DensDeck Prime* secured with *AP Fasteners & Plates* or *HD Fasteners & Insulation Plates* at 8 *per 4 ft x 8 ft board* followed by *V-Force*	Min. 1.5-inch *ISO*	I.S.O. Stick or Twin Jet applied in ribbons spaced 12-inch o.c.	*BASEGARD*	OPTIONAL *HA SBS BUR Ply, or TA SBS Ply*	*TPO XR HA* or *TPO XR ISR*	**-45 (Lim. 7; Non-HVHZ)**
S-AM-4	*G40*	*DensDeck Prime* secured with *AP Fasteners & Plates* or *HD Fasteners & Insulation Plates* at 8 *per 4 ft x 8 ft board* followed by *V-Force*	Layer 1: *ISO (Tapered)* Layer 2: *ISO HD* or *DensDeck Prime*,	Layer 1 & Layer 2 adhered in I.S.O. Stick or Twin Jet applied in ribbons spaced 12-inch o.c.	*BASEGARD* or *TA SBS Ply* w/DensDeck Prime only	OPTIONAL *HA SBS BUR Ply, or TA SBS Ply*	*TPO XR HA* or *TPO XR ISR*	**-45 (Lim. 7; Non-HVHZ)**

This evaluation report is provided for State of Florida product approval under Rule 61G20-3. The manufacturer shall notify CREEK Technical Services, LLC of any product changes or quality assurance changes throughout the duration for which this report is valid. This evaluation report does not express nor imply warranty, installation, recommended use, or other product attributes that are not specifically addressed herein.

Assemblies with Adhered Membranes over Fastened Insulation over *Steel Deck* (New, Existing, or *Recover*)								
System No.	*Deck Detail*	Base Insulation	Top Insulation	Insulation Attachment	Base Ply	Ply Sheet	Membrane	*MDP* (psf)
S-AM-5	*G40, P, L6, S24*	OPTIONAL *ISO* or *ISO CG*	Min. 2-inch *ISO*	*AP Fasteners & Plates* at *12 per 4 ft x 8 ft board*	*BASEGARD*	OPTIONAL *HA SBS BUR Ply* or *TA SBS Ply*	*TPO XR HA* or *TPO XR ISR*	**-45 (Lim. 7; Non-HVHZ)**
S-AM-6	*G40*	OPTIONAL *ISO* or *ISO CG*	*SECUROCK*	*AP Fasteners & Plates* at *10 per 4 ft x 8 ft board*	*BASEGARD*	OPTIONAL *HA SBS BUR Ply*, or *TA SBS Ply*	*TPO XR HA* or *TPO XR ISR*	**-45 (Lim. 7; Non-HVHZ)**
S-AM-7	*G40*	OPTIONAL *ISO* or *ISO CG*	Min. 0.375-inch *SECUROCK*	*AP Fasteners & Plates* at *8 per 4 ft x 8 ft board*	*BASEGARD*	OPTIONAL *HA SBS BUR Ply*, or *TA SBS Ply*	*TPO XR HA* or *TPO XR ISR*	**-45 (Lim. 7; Non-HVHZ)**
S-AM-8	*G40, P, L6, S24*	Min. 1.5-inch *ISO* or *ISO CG* *AP Fasteners & Plates* at *18 per 4 ft x 8 ft board*	*ISO HD*	*Insulation Adhesive II*; ribbons spaced 12-inch o.c.	*BASEGARD*	OPTIONAL *HA SBS BUR Ply*, or *TA SBS Ply*	*TPO XR HA* or *TPO XR ISR*	**-45 (Lim. 7)**
S-AM-9	*G40, F1, L6, S24*	Min. 1.5-inch *ISO* or *ISO CG* attached with *AP Fasteners & Plates* at *20 per 4 ft x 8 ft board*	Min. 0.5-inch *DensDeck Prime* or *SECUROCK*	*Insulation Adhesive II*; ribbons spaced 6-inch o.c.	*BASEGARD*	OPTIONAL *HA SBS BUR Ply*, or *TA SBS Ply*	*TPO XR HA* or *TPO XR ISR*	**-52.5 (Lim. 7)**
S-AM-10	*G40, P, L6, S24*	OPTIONAL *ISO* or *ISO CG*	Min. 2-inch *ISO HD-C* laid perpendicular to flutes with staggered end joints	*AP Fasteners & Plates* at *8 per 4 ft x 8 ft board*	*BASEGARD*	OPTIONAL *HA SBS BUR Ply*, or *TA SBS Ply*	*TPO XR HA* or *TPO XR ISR*	**-52.5 (Lim. 7)**
S-AM-11	*G40, P, L6, S24*	OPTIONAL *ISO* or *ISO CG*	Min 2.5-inch *ISO*	*AP Fasteners & Plates* at *15 per 4 ft x 8 ft board*	*BASEGARD*	OPTIONAL *HA SBS BUR Ply*, or *TA SBS Ply*	*TPO XR HA* or *TPO XR ISR*	**-52.5 (Lim 7)**
S-AM-12	*G40, F1, L6, S24*	Min. 1-inch *ISO* or *ISO CG*	*ISO HD*	*AP Fasteners & Plates* at *24 per 4 ft x 8 ft board*	*BASEGARD*	OPTIONAL *HA SBS BUR Ply*, or *TA SBS Ply*	*TPO XR HA* or *TPO XR ISR*	**-52.5 (Lim. 7)**
S-AM-13	*G40, L6, F1, S12*	OPTIONAL Min. 2-inch *ISO*, *ISO (Tapered)* or *ISO CG*	*DensDeck Prime*	*AP Fasteners & Plates* at *18 per 4 ft x 8 ft board*	*TA SBS Ply* or *HA SBS BUR Ply*	OPTIONAL *TA SBS Ply* or *HA SBS BUR Ply*	*TPO XR HA* or *TPO XR ISR*	**-52.5 (Lim. 7)**

This evaluation report is provided for State of Florida product approval under Rule 61G20-3. The manufacturer shall notify CREEK Technical Services, LLC of any product changes or quality assurance changes throughout the duration for which this report is valid. This evaluation report does not express nor imply warranty, installation, recommended use, or other product attributes that are not specifically addressed herein.

Assemblies with Adhered Membranes over Fastened Insulation over *Steel Deck* (New, Existing, or *Recover*)								
System No.	*Deck Detail*	Base Insulation	Top Insulation	Insulation Attachment	Base Ply	Ply Sheet	Membrane	*MDP* (psf)
S-AM-14	*G40, F1, L6, S24*	OPTIONAL *ISO* or *ISO CG*	Min. 1.5-inch *ISO HD-C*	*AP Fasteners & Plates* at *12 per 4 ft x 8 ft board*	*BASEGARD*	OPTIONAL *HA SBS BUR Ply* or *TA SBS Ply*	*TPO XR HA* or *TPO XR ISR*	**-60 (Lim. 7)**
S-AM-15	*G40, P, L6, S24*	OPTIONAL *ISO* or *ISO CG*	Min. 1.5-inch *ISO*	*AP Fasteners & Plates* at *18 per 4 ft x 8 ft board*	*BASEGARD*	OPTIONAL *HA SBS BUR Ply* or *TA SBS Ply*	*TPO XR HA* or *TPO XR ISR*	**-60 (Lim. 7)**
S-AM-16	*G40, P, L6, S24*	Min. 1-inch *ISO* or *ISO CG*	Min. 0.5-inch *SECUROCK*	*AP Fasteners & Plates* at *15 per 4 ft x 8 ft board*	*BASEGARD*	OPTIONAL *HA SBS BUR Ply*, or *TA SBS Ply*	*TPO XR HA* or *TPO XR ISR*	**-60 (Lim. 7)**
S-AM-17	*G40, P, L6, S24*	Min 0.5-inch ISO 95+GL or *ISO CG*	Min. 0.5-inch *SECUROCK*	*AP Fasteners & Plates* at *18 per 4 ft x 8 ft board*	*BASEGARD*	OPTIONAL *HA SBS BUR Ply*, or *TA SBS Ply*	*TPO XR HA* or *TPO XR ISR*	**-60 (Lim. 7)**
S-AM-18	*G40, P, L6, S24*	Min. 2-inch ISO 95 + GL secured with *AP Fasteners & Plates* at *18 per 4 ft x 8 ft board* followed by min. 0.5-inch *ISO* adhered in I.S.O. Stick with ribbons at 6-inch o.c.	0.5-inch *SECUROCK*	I.S.O. Stick or Twin Jet; Ribbons spaced 6-inch o.c.	*BASEGARD, HA SBS BUR Ply,* or *TA SBS Ply*	OPTIONAL *HA SBS BUR Ply,* or *TA SBS Ply*	*TPO XR HA* or *TPO XR ISR*	**-67.5 (Lim. 7)**
S-AM-19	*G40, F1, L6, S24*	One or more layers of *ISO* or *ISO CG*	*SECUROCK*	*AP Fasteners & Plates* at *18 per 4 ft x 8 ft board*	*HA SBS Ply, or TA SBS Ply* (min. 3.75-inch side laps)	OPTIONAL *HA SBS Ply,* or *TA SBS Ply* (min. 3.75-inch side laps)	*TPO XR HA* or *TPO XR ISR*	**-67.5 (Lim. 7)**
S-AM-20	*G40, F1, L6, S24*	One or more layers of *ISO* or *ISO CG*	*SECUROCK*	*AP Fasteners & Plates* at *18 per 4 ft x 8 ft board*	*BASEGARD*	OPTIONAL HA SBS BUR Ply or TA SBS Ply	*TPO XR HA* or *TPO XR ISR*	**-67.5 (Lim. 7)**
S-AM-21	*G40, F1, L6, S24*	OPTIONAL *ISO* or *ISO CG*	Min. 1-inch *ISO CG* or Min. 0.5-inch *DensDeck Prime*	*AP Fasteners & Plates* at *20 per 4 ft x 8 ft board*	*BASEGARD*	OPTIONAL HA SBS BUR Ply or TA SBS Ply	*TPO XR HA* or *TPO XR ISR*	**-67.5 (Lim. 7)**
S-AM-22	*G40, L6, F1, S12*	OPTIONAL Min. 2-inch *ISO*, *ISO (Tapered)* or *ISO CG*	Min. 0.5-inch *DensDeck Prime*	*AP Fasteners & Plates* at *18 per 4 ft x 8 ft board*	*TA SBS Ply* or *HA SBS BUR Ply II*	OPTIONAL *TA SBS Ply* or *HA SBS BUR Ply II*	*TPO XR HA* or *TPO XR ISR*	**-67.5 (Lim. 7)**
S-AM-23	*G40, P, L6, S24*	One or more layers of *ISO* or *ISO CG*	Min. 0.5-inch *DensDeck Prime*	*AP Fasteners & Plates* at *24 per 4 ft x 8 ft board*	*BASEGARD*	OPTIONAL HA SBS BUR Ply or TA SBS Ply	*TPO XR HA* or *TPO XR ISR*	**-75 (Lim. 7)**

This evaluation report is provided for State of Florida product approval under Rule 61G20-3. The manufacturer shall notify CREEK Technical Services, LLC of any product changes or quality assurance changes throughout the duration for which this report is valid. This evaluation report does not express nor imply warranty, installation, recommended use, or other product attributes that are not specifically addressed herein.

Assemblies with Adhered Membranes over Fastened Insulation over *Steel Deck* (New, Existing, or *Recover*)								
System No.	*Deck Detail*	Base Insulation	Top Insulation	Insulation Attachment	Base Ply	Ply Sheet	Membrane	*MDP* (psf)
S-AM-24	*G40, P, L6, S24*	One or more layers of *ISO* or *ISO CG*	Min. 0.5-inch *DensDeck Prime*	*AP Fasteners & Plates* at *24 per 4 ft x 8 ft board*	*HA SBS BUR Ply, or TA SBS Ply*	OPTIONAL *BASEGARD*, *HA SBS BUR Ply, or TA SBS Ply*	*TPO XR HA* or *TPO XR ISR*	**-75 (Lim. 7)**
S-AM-25	*G40, F1, L6, S24*	One or more layers of *ISO* or *ISO CG*	Min. 0.5-inch *SECUROCK*	*AP Fasteners & Plates* at *18 per 4 ft x 8 ft board*	*HA SBS Ply, or TA SBS Ply* (min. 3.75-inch side laps)	OPTIONAL *HA SBS Ply*, or *TA SBS Ply* (min. 3.75-inch side laps)	*TPO XR HA* or *TPO XR ISR*	**-75 (Lim. 7)**
S-AM-26	*G40, F1, L6, S24*	One or more layers of *ISO* or *ISO CG*	Min. 0.5-inch *SECUROCK*	*AP Fasteners & Plates* at *18 per 4 ft x 8 ft board*	*BASEGARD*	OPTIONAL HA SBS BUR Ply or TA SBS Ply	*TPO XR HA* or *TPO XR ISR*	**-75 (Lim. 7)**
S-AM-27	*G40, F1, L6, S24*	OPTIONAL *ISO* or *ISO CG*	Min. 1.5-inch *ISO HD-C*	*AP Fasteners & Plates* at *18 per 4 ft x 8 ft board*	*BASEGARD*	OPTIONAL *HA SBS BUR Ply* or *TA SBS Ply*	*TPO XR HA* or *TPO XR ISR*	**-75 (Lim. 7)**
S-AM-28	*G40, L6, F1, S12*	OPTIONAL Min. 2-inch *ISO*, *ISO (Tapered)* or *ISO CG*	Min. 0.5-inch *DensDeck Prime*	*AP Fasteners & Plates* at *20 per 4 ft x 8 ft board*	*TA SBS Ply* or *HA SBS BUR Ply*	OPTIONAL *TA SBS Ply* or *HA SBS BUR Ply*	*TPO XR HA* or *TPO XR ISR*	**-75 (Lim. 7)**
S-AM-29	*G80, F1, L6, S30*	Min. 1.5-inch *ISO*	Min. 0.5-inch *SECUROCK*	*AP Fasteners & Plates* at *22 per 4 ft x 8 ft board*	*TA Ply* (min. 3.75-inch side laps)	OPTIONAL *HA SBS BUR Ply*, or *TA SBS Ply* (min. 3.75-inch side laps)	*TPO XR HA* or *TPO XR ISR*	**-90 (Lim. 7)**
S-AM-30	*G40, P, L6, S24*	OPTIONAL *ISO* or *ISO CG*	Min 2.5-inch *ISO-*	*AP Fasteners & Plates* at *32 per 4 ft x 8 ft board*	*BASEGARD*	OPTIONAL *HA SBS BUR Ply*, or *TA SBS Ply*	*TPO XR HA* or *TPO XR ISR*	**-97.5 (Lim 7)**
S-AM-31	*G80, L6, F1W, S12*	OPTIONAL Min. 2-inch *ISO*, *ISO (Tapered)* or *ISO CG*	Min. 0.5-inch *DensDeck Prime*	*AP Fasteners & Plates* at *24 per 4 ft x 8 ft board*	*TA SBS Ply* or *HA SBS BUR Ply*	OPTIONAL *TA SBS Ply* or *HA SBS BUR Ply*	*TPO XR HA* or *TPO XR ISR*	**-97.5 (Lim. 7)**
S-AM-32	*G80, F2, L6, S12*	Min. 1.5-inch *ISO*	Min. 0.5-inch *SECUROCK*	*AP Fasteners & Plates* at *32 per 4 ft x 8 ft board*	*TA SBS Ply*	OPTIONAL *TA SBS Ply*	*TPO XR HA* or *TPO XR ISR*	**-150 (Lim. 7)**
S-AM-33	*G80, L5.9, F2W, S12* or 20GA, *G80, L6, F2W, S12*	OPTIONAL Min. 2-inch *ISO*, *ISO (Tapered)* or *ISO CG*	Min. 0.5-inch *DensDeck Prime*	*AP Fasteners & Plates* at *32 per 4 ft x 8 ft board*	*TA SBS Ply* or *HA SBS BUR Ply II*	OPTIONAL *TA SBS Ply* or *HA SBS BUR Ply II*	*TPO XR HA* or *TPO XR ISR*	**-157.5 (Lim. 7)**

This evaluation report is provided for State of Florida product approval under Rule 61G20-3. The manufacturer shall notify CREEK Technical Services, LLC of any product changes or quality assurance changes throughout the duration for which this report is valid. This evaluation report does not express nor imply warranty, installation, recommended use, or other product attributes that are not specifically addressed herein.

Mechanically Fastened Assemblies over *Steel Deck* (New, Existing, or *Recover*)								
System No.	*Deck Detail*	Base Insulation	Top Insulation	Base Sheet	Base Sheet Attachment	Ply Sheet	Membrane	*MDP* (psf)
S-M-1	N/A	Min. 1.5-inch *Insulation*	OPTIONAL *Cover Board*	SBS Poly Base (Min. 3-inch side laps)	Heavy Duty Fasteners and 1-inch Coiled Metal Batten strip fastened 24-inch o.c. at the laps	*BASEGARD or TA SBS Ply*	*TPO XR HA* or *TPO XR ISR*	**-45 (Lim. 7; Non-HVHZ)**
S-M-2	*G40, F1, L6, S12*	Min. 1.5-inch *Insulation*	OPTIONAL *Cover Board*	SBS Poly Base (Min. 3-inch side laps)	Heavy Duty Fasteners and 1-inch Coiled Metal Batten strip fastened 18-inch o.c. at the laps	*BASEGARD or TA SBS Ply*	*TPO XR HA* or *TPO XR ISR*	**-52.5 (Lim. 7)**
S-M-3	*G40, F1, L6, S24*	Min. 1-inch *Insulation*	OPTIONAL *Cover Board*	*SBS Base Sheet*	*AP Fasteners and Plates* at 12-inch o.c. in the lap and two (2) equally spaced, staggered rows 12-inch o.c. in the field of the roll	*BASEGARD or TA SBS Ply*	*TPO XR HA* or *TPO XR ISR*	**-60 (Lim. 7)**
S-M-4	*G40, F1, L6, S24*	Min. 1-inch *Insulation*	OPTIONAL *Cover Board*	*SBS Base Sheet*	*AP Fasteners and Plates* at 12-inch o.c. in the lap and two (2) equally spaced, staggered rows 12-inch o.c. in the field of the roll	*BASEGARD or TA SBS Ply*	*TPO XR HA* or *TPO XR ISR*	**-60 (Lim. 7)**
S-M-5	*G40, F1, L6, S24*	Min. 1.5-inch *Insulation*	OPTIONAL *Cover Board*	SBS Base-P, SBS Premium Base, SBS Poly Base, SBS Smooth	*AP Fasteners and Plates* at 12-inch o.c. in the lap and two (2) equally spaced, staggered rows 12-inch o.c. in the field of the roll	*BASEGARD* or *TA SBS Ply*	*TPO XR HA* or *TPO XR ISR*	**-75 (Lim. 7)**

Assemblies with Adhered Membranes over Fastened Insulation over *Wood Deck* (New, Existing, or *Recover*)								
System No.	*Deck Detail*	Base Insulation	Top Insulation	Insulation Attachment	Base Ply	Ply Sheet	Membrane	*MDP* (psf)
W-AM-1	*T19/32, L24*	OPTIONAL *ISO* or *ISO CG*	Min. 1.5-inch *ISO CG*	*AP Fasteners & Plates* at *12 per 4 ft x 8 ft board*	*BASEGARD*	OPTIONAL *BASEGARD, HA SBS BUR Ply, or TA SBS Ply*	*TPO XR HA* or *TPO XR ISR*	**-45 (Lim. 7; Non HVHZ)**
W-AM-2	*T19/32, L24, N6*	OPTIONAL *ISO* or *ISO CG*	Min. 1.5-inch *ISO CG*	*AP Fasteners & Plates* at *18 per 4 ft x 8 ft board*	*BASEGARD*	OPTIONAL *HA SBS BUR Ply or TA SBS Ply*	*TPO XR HA* or *TPO XR ISR*	**-75 (Lim. 7)**

This evaluation report is provided for State of Florida product approval under Rule 61G20-3. The manufacturer shall notify CREEK Technical Services, LLC of any product changes or quality assurance changes throughout the duration for which this report is valid. This evaluation report does not express nor imply warranty, installation, recommended use, or other product attributes that are not specifically addressed herein.

Mechanically Fastened Assemblies over *Wood Deck* (New, Existing, or *Recover*)								
System No.	*Deck Detail*	Base Insulation	Top Insulation	Base Sheet	Base Sheet Attachment	Ply Sheet	Membrane	*MDP* (psf)
W-M-1	*T19/32, L24*	OPTIONAL *Insulation*	OPTIONAL *Cover Board*	*MA Base*	*AP Fasteners & Plates* at 18-inch o.c. in the lap and two (2) equally spaced, staggered rows 18-inch o.c. in the field of the roll	*BASEGARD* or *TA SBS Ply*	*TPO XR HA* or *TPO XR ISR*	**-37.5 (Lim. 7; Non-HVHZ)**
W-M-2	*T19/32, L24, N6*	-	-	*MA Base*	12 ga. x 1.25-inch ring shank nails and 32 ga. x 1-5/8-inch tin tabs at 9-inch o.c. in the lap and three (3) equally spaced, staggered rows 9-inch o.c. in the field of the roll	*TA SBS Ply*	*TPO XR HA* or *TPO XR ISR*	**-52.5 (Lim. 7)**
W-M-3	*T19/32, L24, N6*	OPTIONAL *Insulation*	OPTIONAL *Cover Board*	*MA Base II* Min. 3.5-inch side lap	*AP Fasteners & Plates* at 12-inch o.c. in the lap and two (2) equally spaced, staggered rows 12-inch o.c. in the field of the roll	*BASEGARD, HA SBS BUR Ply, or TA SBS Ply*	*TPO XR HA* or *TPO XR ISR*	**-60 (Lim. 7)**
W-M-4	*T19/32, L24, N6*	OPTIONAL *Insulation*	OPTIONAL *Cover Board*	*MA Base II*	*AP Fasteners & Plates* at 12-inch o.c. in the lap and two (2) equally spaced, staggered rows 12-inch o.c. in the field of the roll	*BASEGARD,* HA SBS *Ply, or TA SBS Ply*	*TPO XR HA* or *TPO XR ISR*	**-75 (Lim. 7)**
W-M-5	*T19/32, L24, N6*	-	-	SBS Base, SBS Premium Base, or SBS Poly Base	12 ga. x 1.25-inch ring shank nails and 32 ga. x 1-5/8-inch tin tabs at 6-inch o.c. in the lap and three (3) staggered rows 6-inch o.c. in the field of the roll	HA SBS *Ply, or TA SBS Ply*	*TPO XR HA* or *TPO XR ISR*	**-97.5 (Lim. 7)**

END OF REPORT

This evaluation report is provided for State of Florida product approval under Rule 61G20-3. The manufacturer shall notify CREEK Technical Services, LLC of any product changes or quality assurance changes throughout the duration for which this report is valid. This evaluation report does not express nor imply warranty, installation, recommended use, or other product attributes that are not specifically addressed herein.